

STATUS OF OUT OF CHILDREN IN GURUGRAM DISTRICT 2021: PHASE ONE

A Survey Report for Gurugram and Sohna
Blocks

Report By:
SAKSHI,
Bucket List
and TAP India
Foundation

Contents

Acknowledgements.....	2
1. Executive Summary	3
2. Introduction.....	4
2.1. India’s commitment and progress on Sustainable Development Goal 4 for universal education	4
2.2 Out of School Children in India according to previous national surveys	4
2.3 Status of Education in Haryana	6
2.4. Research gap	8
3. About the Status of OoSC Report 2021	9
3.1. Objective of the Survey	9
3.2. Survey Methodology	9
3.3. Data Collection: Tool, Training, Quality Framework.....	10
3.4. Limitations	11
4. Block Report Card 2021: Gurugram Block	12
4.1 Key Insights.....	12
4.2 Block Overview	12
4.3 Household Profile	12
4.4 Social Profile	13
4.5 Economic Profile	13
4.6 Migrant Profile.....	13
4.7 Out of School Children.....	14
4.8 Age Distribution of Out of School Children	14
4.9 Reasons for remaining out of school	14
4.10 Gender Split for Domestic and Economic Support	15
5. Block Report 2021: Sohna Block	17
5.1 Key Findings.....	17
5.2 Block Overview	17
5.3 Household Profile	17
5.4 Social Profile	18
5.5 Economic Profile	18
5.6 Migrant Profile.....	18
5.7 Out of School Children.....	19
5.8 Age Distribution of Out of School Children	19
5.9 Reasons for remaining out of school	19
5.10 Gender Split for Domestic and Economic Support	20
6. The Hotspots	20
7. Policy Recommendations.....	21
ANNEXURES	22

Acknowledgements

Our Partners, Volunteers and Ambassadors

Our heartfelt thanks to our Partner Organisations - Sakshi and Bucket List and our Community-based Teachers, our Interns and TAP India's Ambassadors - Dr. Rita Mishra and Mr. Nasim Mohammad for all their hard work and efforts in designing and conducting The Status of Out of School Children Research in Gurgaon and Sohna Blocks.

Gratitude to Ms. Simi Sunny and the data team - Mr Mithu Prasad, Mr. Nasim Mohammad and Dr. Rita Mishra for collating the research into this report.

Supporters

Haryana Government	Microsoft	GSK	Sage Publishing
Akzonobel	Barco	Reckitt Benckiser	Genpact
Nitya Tax Associates	Blackberry	Godrej	

Special thanks to:

Sh Pardeep Kumar, IAS, Director Elementary Education, Haryana

Dr Vandana Disodiya, Additional Director, Elementary Education, Haryana

Sh Nand Kishore Verma, Assistant Director, Elementary Education

Sh Kuldeep Mehta, Assistant Director, Elementary Education

Ms Indu Bokan, DEO, Gurugram

Ms Prem Lata, DEEO, Gurugram

1. Executive Summary

The National Education Policy 2020 has outlined the top priority for the Governments to ensure every child is enrolled in a school and bring the children who have dropped out back into the educational fold as early as possible. The NEP 2020 has set the goals of 100 percent gross enrolment rate by 2030 for all states. A key initiative in this context is the tracking of out of school children to ensure focused policy efforts to enable their enrolment. The Status of Out of School Children in Gurugram District Survey 2021 is an important step towards that goal.

The team undertook the massive task of surveying 4415 households in two blocks of Gurugram to provide the best estimate of the latest figures for out of school children. This study is appropriately timed to understand the impact of the pandemic on the access to education at primary levels. The study builds on the existing data from the MHRD sponsored SRI-IMRB survey 2014 and NSSO 2017 by providing insights on the status of out of children in the context of the pandemic.

The survey identified 7336 out of school children out of which 76 percent are drop outs while the rest never enrolled in any primary school. More than 50% of these drop-outs are from private school given higher enrolment rates in private schools in the district. Unlike national surveys, more of the out of school children were male than female while these percentages vary between drop-outs and never enrolled. Alarming, more than 40 percent of these children do not possess any form of identity proof which would drastically limit their access to government services and facilities.

A closer look at the socio-economic profile of these household reveals complex challenges which prevent enrolment. Over 80 percent families have migrated to the district and earn less than 10000 rupees per month. They mostly depend on daily wages to sustain the financial needs of the family.

The households which were able to barely manage sending their children to school have been negatively affected by the pandemic. The access has been restricted either due to inability to afford online mode of education, low budget schools have shut down due to financial impact of the pandemic or severe impact on household wages as a result of the lockdown.

This survey provides a clear picture of the gap that needs to be filled to achieve the 2030 goal. The State will have to double their efforts since the pandemic has impeded the successes of the decades of policy initiatives.

2. Introduction

2.1. India's commitment and progress on Sustainable Development Goal 4 for universal education

Universal access to primary education has been considered an indispensable aspect of human development across international human rights conventions and treaties- right from Universal Declaration of Human Rights 1948, Millennium Development Goals 2000 to the most recent Sustainable Development Goals 2015. These treaties and conventions have paved the way for all member countries to ensure to its citizens the right to free and quality education which has foundations in dignity and equality.

Universal elementary education has also been one of foremost priorities for India since the inception of Directive Principles in the Constitution. The Sarva Shiksha Abhiyan 2001, now Samagra Shiksha Abhiyan, has been a pioneer programme in this regard. It was launched to achieve universal primary education in a time bound manner and received constitutional validation through the Right to Education 2009.

The Right of Children to Free and Compulsory Education (RTE) Act, 2009, under the constitutional mandate of Article 21-A ensures that every child has a right to full time elementary education of satisfactory and equitable quality in a formal school which satisfies certain essential norms and standards. The implementation of Right to Education Act has resulted in considerable progress for elementary education in India. As of 2021, there are 13.04 lakh schools in rural areas and 2.46 lakh school in urban areas. More than 90 percent of these schools have the basic infrastructural facilities like toilet and drinking water. The Gross Enrolment Ratio for elementary has been as high as 96.1 percent bringing India closer to its goal of universal primary education.¹

2.2 Out of School Children in India according to previous national surveys

As India inches closer to achieving its national and international goal of 100 percent gross enrolment ratio, targeted identification and enrolment of out-of-school children has become the top priority for the Governments. According to international USI data, India records just 2 percent out-of-school rate in primary ages.

Two recent national surveys- the SRI-IMRB 2014 and the NSSO 2017 provide us a more detailed view of the status of out of school children in India. According to SRI-IMRB survey, which was conducted by the Ministry of Human Resource Development in 2014, there are estimated 60.41 lakh children are out of school in the age group of 6-13 years. The more recent NSSO 75th round conducted in 2017-18 provided a higher estimate of 3.22 crore out of school children in the age group of 6-17 years.

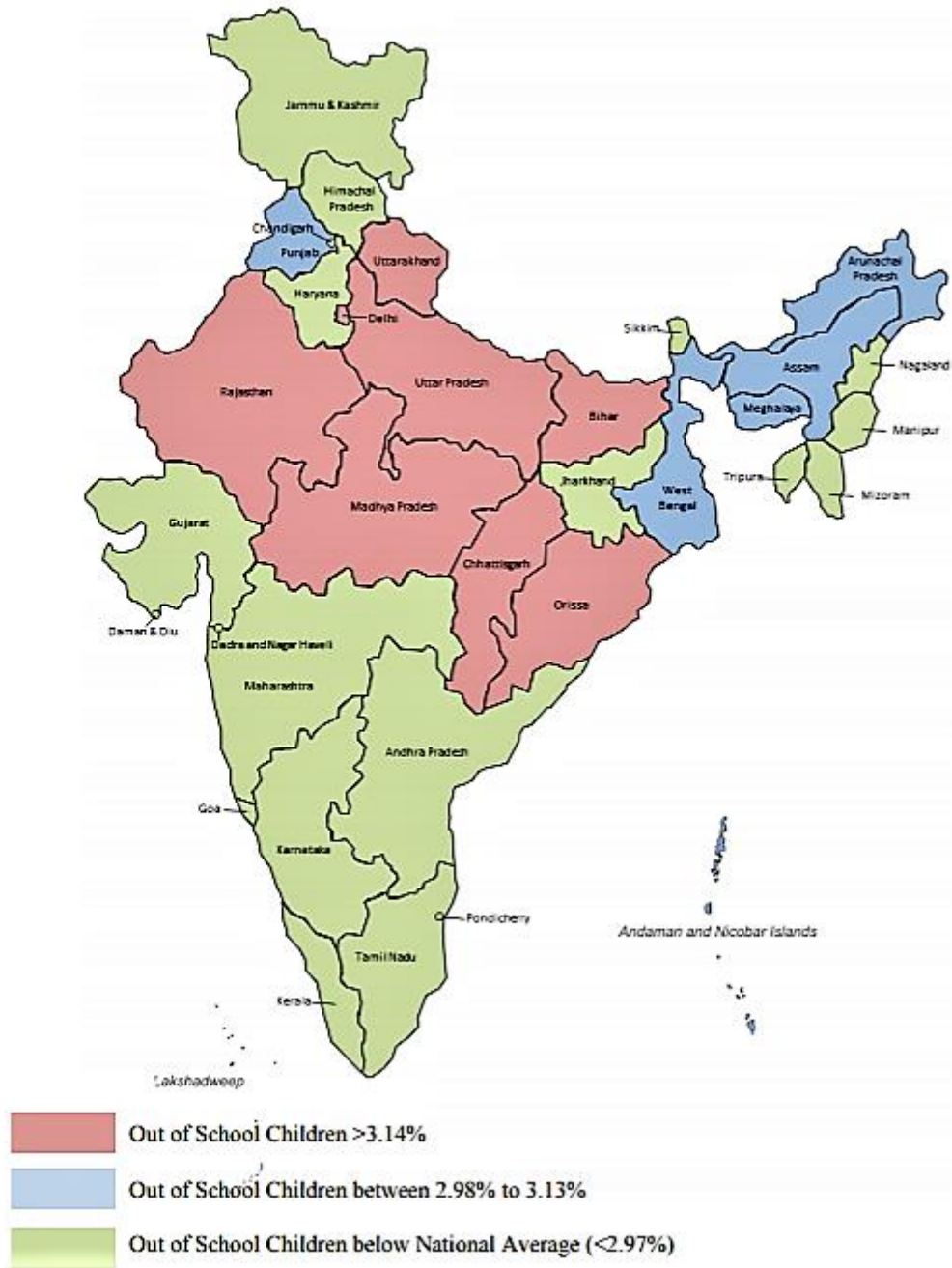
The figure below from the SRI-IMRB Survey 2014² gives us an overview of the states which have high number of out of school children in India. Uttar Pradesh, Rajasthan, Madhya

¹ School Dashboard, U-DISE, Ministry of Education, Government of India; <http://dashboard.udiseplus.gov.in/#/home>

² National Sample Survey of Estimation of Out of School Children in the Age 6-13 in India, Social and Rural Research Institute with EdCIL India, Ministry of Education, Government of India, Sept 2014;

Pradesh, Bihar, Chhattisgarh, Odisha, Uttarakhand and Delhi has more than 3.14 percent of the children out of school with Odisha recording the highest of 6.10 percent.

Percentage of out of School Children in India



A closer look at the national data shows some insightful trends. A higher proportion of females (3.23%) are out of school compared to males (2.77%). More children are out of school in rural areas (3.13%) than urban areas. Among the social groups, 4.2% children belonging

https://www.education.gov.in/en/sites/upload_files/mhrd/files/upload_document/National-Survey-Estimation-School-Children-Draft-Report.pdf

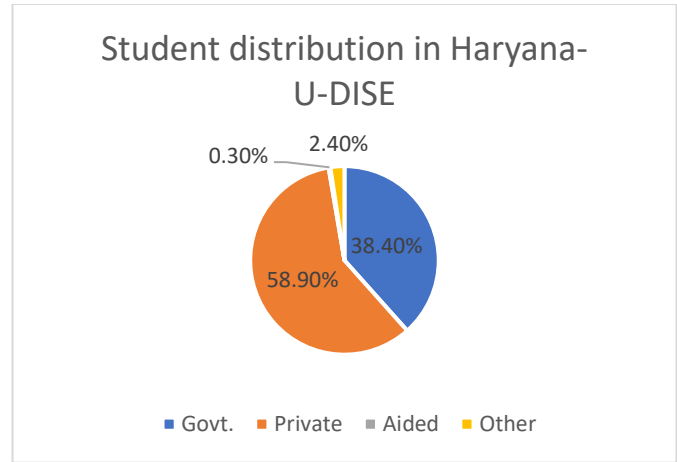
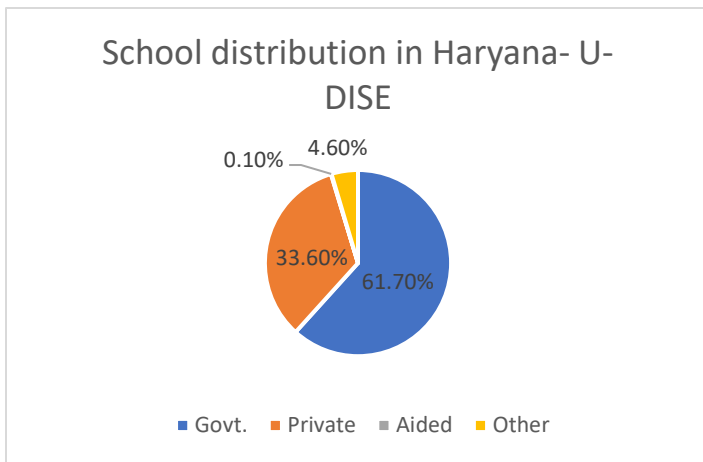
to Scheduled Tribe are out of school. An estimated 28.07% children with special needs remain out of school which is drastically higher than the national average.

All India Snapshot 2014				
		Rural	Urban	Total
1	All children (6-13 years)	3.13	2.54	2.97
2	Male	2.94	2.30	2.77
3	Female	3.36	2.86	3.23
Age-wise distribution				
4	Age 6-10 years	2.91	2.37	2.77
5	Age 11-13 years	3.45	2.78	3.28
Social group wise distribution				
6	SC	3.43	2.60	3.24
7	ST	4.80	1.75	4.20
8	OBC	3.03	3.16	3.07
9	Other	1.89	1.82	1.87
Special Needs wise distribution				
10	All Disabled			28.07
11	Mental			35.97
12	Visual			17.64
13	Hearing			19.31
14	Speech			34.82
15	Orthopedic-locomotor			23.72
16	Multiple			44.13
Living Condition				
17	Slum			2.38

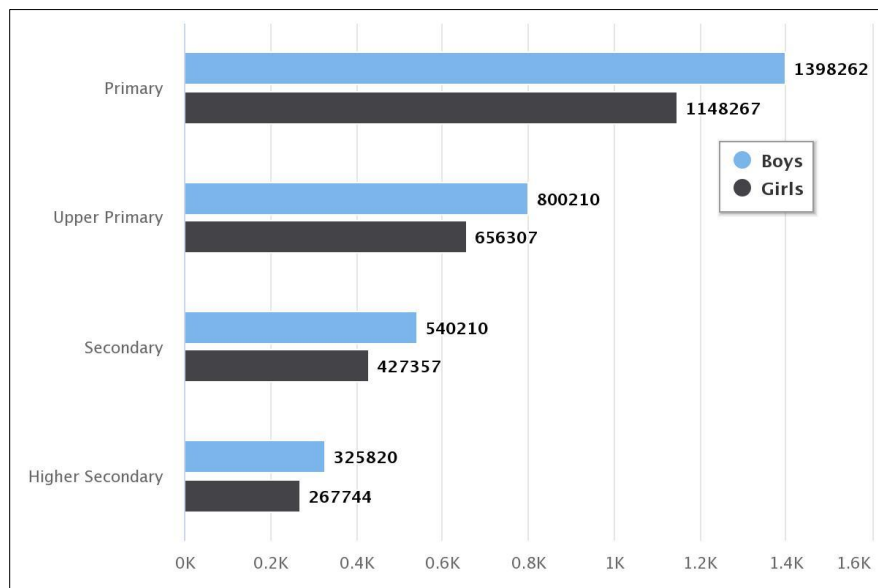
2.3 Status of Education in Haryana

Haryana has been faring quite well on access parameters set by Right to Education. According U-DISE³, Haryana currently has close to 23,534 schools across the state with close to 55.64 lakh students.

³ School Education Dashboard, U-DISE, Ministry of Education, Government of India; <http://dashboard.udiseplus.gov.in/#/reportDashboard/state>



The Chart below provides a category wise total enrolment by gender



According to SRI-IMRB survey, Haryana records 1.05 percent of out of school children which is lower than the national average of 2.97 percent. The table below provides detailed distribution of out-of-school children in Haryana.

	Haryana	India
Total out-of-school disabled children	2095	600626
Percentage disabled children out of school	15.43	28.07
Percentage children living in slums who were out of school	1.41	2.38
Percentage of out of school	1.05	2.97

Percentage male children out of school	0.86	2.77
Percentage female children out of school	1.34	3.23
Percentage out of school in rural areas	1.25	3.13
Percentage out of school in urban areas	0.61	2.54

In Haryana, according to NSSO 75th round survey⁴, the major reason for children to never enrol in school is financial constraint and child not being interested in studies and the most children drop out because they are engaged in economic activities.

2.4. Research gap

While there are multiple sources for number of out of school children across states, the data inconsistency among the various sources has led to a dilution of the problem. Some of the frequently referred data sources are provided below:

Census of India 2011	20 percent
SRI-IMRB 2014	3 percent
NSSO 2017	8-10 percent
U-DISE 2017	8-10 percent
USI-UNESCO 2018	2 percent

A recent UNICEF report⁵ has also pointed out the impact of COVID-19 on school education as closure of 1.5 million schools due to coronavirus pandemic and the resultant lockdowns in 2020 impacted 247 million children enrolled in elementary and secondary schools in India.

In the context of these varied data sources and increased educational divide⁶ as a result of COVID-19, this study attempts to provide the closest and reliable estimate at the community level to support the Government response.

⁴ Household Social Consumption on Education in India, NSS 75th Round, June 2018, Government of India; http://mospi.nic.in/sites/default/files/publication_reports/Report_585_75th_round_Education_final_1507_0.pdf

⁵ <https://www.thehindu.com/news/national/closure-of-15-million-schools-due-to-covid-19-impacted-247-million-children-in-india-unicef-study/article33981143.ece>

⁶ <https://www.thehindu.com/education/coronavirus-lockdown-covid-19-widened-educational-divide-unesco-report/article31907857.ece>

3. About the Status of OoSC Report 2021

3.1. Objective of the Survey

The Status of Out of School Children Survey 2021 is an initiative of the Department of Education, Government of Haryana in partnership with Delhi based NGOs Sakshi, Bucket List and TAP India foundation. The survey would be used as a benchmark to estimate the out-of-school children across the state and socio-economic challenges faced by the households in order to take systemic action and formulate policy solutions to ensure 100 percent enrolment in the state. The field survey was conducted between 23rd February and 30th March in two blocks of the Gurugram district of Haryana- Gurugram block and Sohna Block.

The objective of the survey included:

- i. Identify out-of-school children in the age group of 6-14 years old in the two blocks across age, gender and Special Needs groups
- ii. Identify the major reasons for the children to be out of school especially in the context of COVID-19
- iii. Understand socio-economic profile of the households with out-of-school children
- iv. Estimate the access to official identification documents

For the purpose of the identification of out of school children, the definition used was- ‘A child within the age group of 6-14 years old who was never enrolled in primary school or after enrolment had dropped out or had been absent from school for a period more than 3 month or 90 days.’

3.2. Survey Methodology

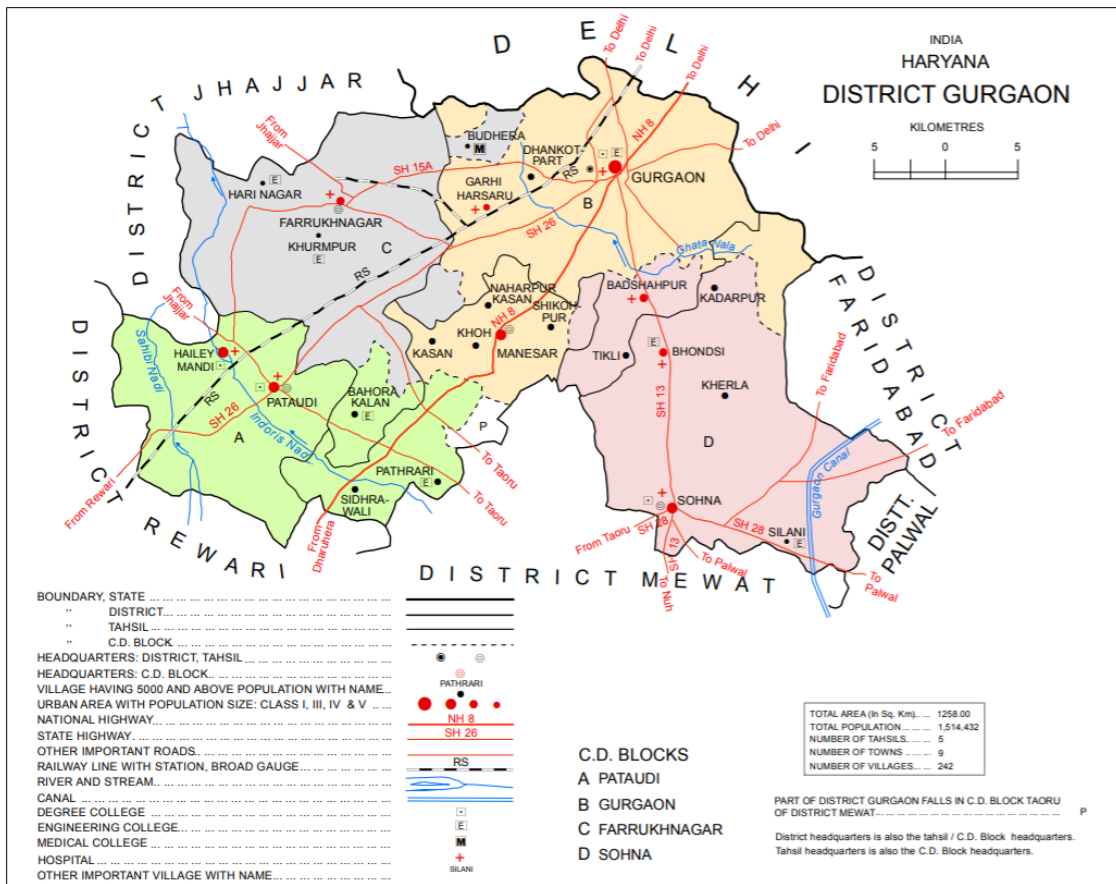
According to Census 2011, Gurugram district is the 4th largest populated district of the Haryana state accounting for 6.0 percent of the total population of the State in 2011 Census. Between 2001-2011, the district has seen very high growth rate of 73.1 percent in comparison to growth rate of population for the State as a whole, which is 19.9 percent.⁷ The primary reason for this high growth rate is in-migration, due to close proximity to the National Capital. Gurugram has emerged as an IT hub with high industrial development and mineral wealth making it an attractive migration center.

In 2019, it was reported that the district had a population of 23.53 lakh but only 10.82 lakh were registered as eligible voters. This huge gap has highlighted the large number of migrant populations in the district.⁸ Within the district, Gurugram and Sohna block account of the almost 75 percent of the total district population.

⁷ District Census Handbook for Gurgaon, Census of India, 2011;

https://censusindia.gov.in/2011census/dchb/DCHB_A/06/0618_PART_A_DCHB_GURGAON.pdf

⁸ <https://timesofindia.indiatimes.com/city/gurgaon/gurgaon-home-to-nearly-25-lakh-but-less-than-11-lakh-on-voter-list/articleshow/67876211.cms>



Given the high correlation between challenges faced by migrant population and its resultant impact on children remaining out of school, the two blocks within the district were selected as the site of study.

For the survey, the blocks were divided into locations which were habitation groupings of certain number of wards. A purposive sample set of locations were ascertained within each block based on conversations with key informants from the wards and geographic locations with high probability of out-of-school children. Gurugram Block was divided into 46 locations (25 wards) and Sohna block included one location (14 wards).

The households for the survey were selected if they fulfilled one of the following criteria- 1) At least one child belonging to the household, who was in the age group of 6-14 years, had never enrolled in primary school. 2) At least one child belonging to the household, who was in the age group of 6-14 years, had dropped out of school or been absent from school for the last three months/90 days.

3.3. Data Collection: Tool, Training, Quality Framework

The data was collected from all the locations through survey questionnaires administered by a team of field investigators. The questionnaire is attached in the Annexure. The field investigators included teachers engaged with NGO Partners Sakshi and Bucket List and volunteers. Six Survey Leads managed the data collection process across the 47 locations.

The data was collated and analyzed by a central team of survey managers and data analysts. The entire teams underwent rigorous training to ensure they were comfortable with the flow of the questionnaire, canvassing the questions as required and recording the responses correctly.



Images from the surveyor training program conducted in January 2021

An efficient quality control framework was set up to monitor the collection of data. The Survey Leads were primarily responsible for the quality of data collected and closely supervised the data collection process for their locations. They also coordinated with the Data Analysis team to ensure the data was recorded in the right format and met the data quality standards. Additionally, 10 percent of the survey household data was back-checked by the central team for validation, quality check and ensure 100 percent data sanctity.

3.4. Limitations

Despite the best efforts of the team, the survey has faced certain administrative and methodological limitations which may have an impact on the scope of insights. Primarily, due to the restrictions on movement and engagement during the COVID-19 pandemic, the team has heavily relied on purposive sampling of locations instead of a population identification survey. Therefore, the final numbers would be the closest estimate of out of school of children in the blocks rather than absolute numbers.

Since the study is largely quantitative in nature, some of the aspects of the study like reasons for being out of school would require further inquiry through focus group discussions and qualitative interviews.

4. Block Report Card 2021: Gurugram Block

4.1 Key Insights

- About 92.8 percent of the households, which had at least one out of school child, were migrant households mostly coming from Uttar Pradesh and Bihar.
- Among the social groups, Scheduled Caste and OBC groups accounted for more than 60 percent of out of school children.
- More than 78 percent of the households earned less than 10000 Rs per month with almost 75 percent households engaged in daily wage labour.
- Almost 78 percent of out of school children dropped out of school at some point while 22 percent never enrolled in primary school.
- Higher number of males are out of school (53.83%) compared to females (46.17%)
- Almost half the drop-outs (47%) were enrolled in private though this may be because enrolment rate in private schools is higher in Haryana.
- Though very few children with special needs were identified, about 80 percent of them did not possess a Special Needs certificate which drastically reduces their access to primary education.
- 50 percent out of school children did not possess any type of identity proof
- A high proportion of children in the age group of 6-10 years (73.02%) are out of school.
- The COVID-19 lockdown has been the primary reason for increased drop-out. Pandemic had severe impact on access to education because of change in mode of education, schools shutting due to financial impact and challenge in access due to loss in household income.
- Economic and financial challenges have also been noted as primary reason for both dropout and never enrolled followed by migration of household and engagement in domestic activities, which is much higher in the case of females.

4.2 Block Overview

Member of Parliament (MP)	Rao Inderjeet Singh
Member of Legislative Assembly (MLA)	Sudhir Singla
Total wards covered	25
Total households surveyed	4207
Total Out of School Children identified	6813

4.3 Household Profile

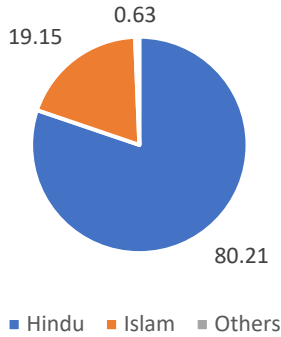
Total migrant households	3906	
Total non-migrant households	301	
Average family size (average no.)	5.12	
Head of Family	3956 (Male)	251 (Female)
Average male members (including male child) in a family	2.57	

Average female members (including female child) in a family

2.52

4.4 Social Profile

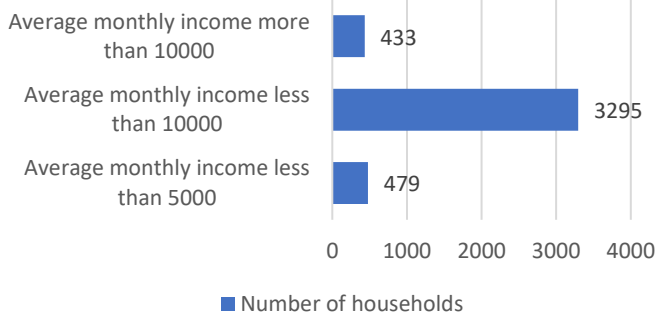
Religious Distribution of Households



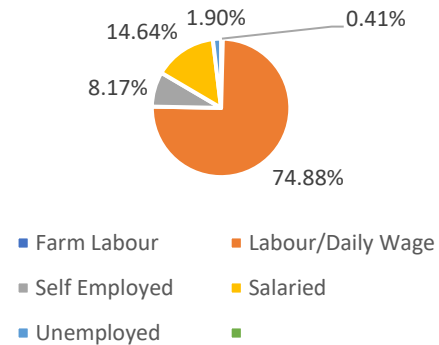
Caste groups	Percentage
General	24.83
OBC	28.27
Scheduled Caste	33.87
Scheduled Tribe	4.70
Other/Not Sure	8.32

4.5 Economic Profile

Monthly Income across households

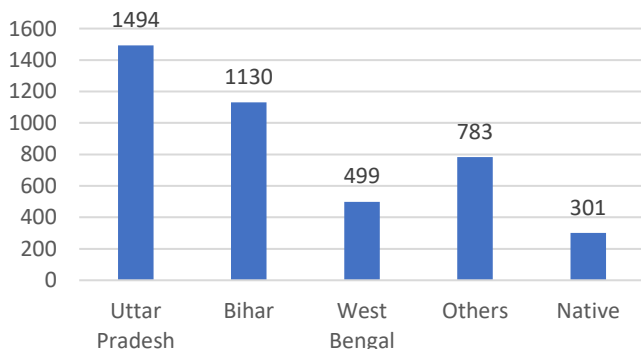


Occupation across households

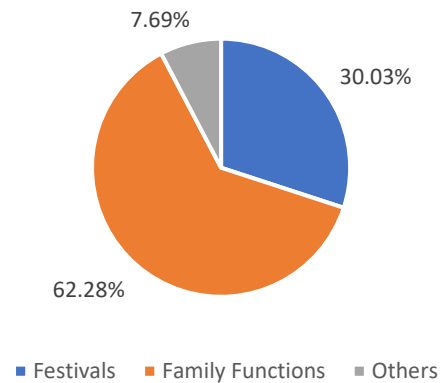


4.6 Migrant Profile

States where the respondents have migrated (no. of households)



Dominant Reason for Visiting Home



4.7 Out of School Children

	Male	Female
Total no. of children between 6-14 years	7599	
Total no. of children out of school between 6-14 years	6813	
OOSC Identified (6 – 14 years)	3668	3145
OOSC, Never Enrolled (6 – 14 years)	756	745
Total Dropout Children (6 – 14 years)	2912	2400
Dropped out from Govt. Schools (6 – 14 years)	921	824
Dropped out from Private Schools (6 – 14 years)	1430	1089
Dropped out from other Institutions (NGOs/AWCs) (6 – 14 years)	561	487
Number of OOSC with Special Needs	35	18
% of children not possessing Special Needs certificate	80.00%	77.78%
No. of OOSC (6-14 years) do not hold any ID Proof	1801	1642

4.8 Age Distribution of Out of School Children

Age	Never Enrolled		Dropout		Total
	Male	Female	Male	Female	
6	318	277	339	329	1263
7	113	132	425	353	1023
8	117	116	445	354	1032
9	66	55	375	277	773
10	58	52	432	340	882
11	25	27	282	217	551
12	33	36	316	259	644
13	15	27	180	149	371
14	11	23	118	122	274
Total	756	745	2912	2400	6813

4.9 Reasons for remaining out of school

REASONS	Never Enrolled	Dropped out
Schools Shut Down due to COVID 19	153	1286
Unable to access online classes due to COVID 19	4	790
Help Required at Home	221	148
Financial Issues	2	247

Accessibility to schools	184	147
Child has special needs	33	8
Inability to continue education during COVID 19	0	4268
Inability to continue education in NGO, AWC, other institutes	0	529
Migration	426	872
Economic Status of the Family	730	1044
Others	468	507

4.10 Gender Split for Domestic and Economic Support

Gender	Working Outside		Supporting in Household work (Household Chores and Sibling care)
	Paid	Unpaid	
Male	33	44	59
Female	22	35	108



Some images from the field survey conducted in various locations of Gurugram block

5. Block Report 2021: Sohna Block

5.1 Key Findings

- About 75 percent identified households were migrant households with 50 percent of them migrating from Uttar Pradesh
- Half the households which had at least one out of school child belonged to the Scheduled Caste group. 27 percent belonged to Other Backward Groups.
- 85 percent of the households earned less than 10000 Rs. Per month and over 90 percent of them were engaged daily wage labour
- More than half (55%) of the out of school children dropped out of school
- Similar to Gurugram block, higher number of males (54.3%) were out of school compared to female (45.7%). The drop-out rate among males was higher while more number of females never enrolled compared to males.
- Drop-out rate was drastically higher from private schools (75%)
- None of the six children with special needs possessed a Special Needs certificate
- 37 percent of the children did not possess any identity card
- Similar to Gurugram, a high proportion of children in the age group of 6-10 years (73.61%) were out of school with high percentage dropping out of school before Class 5th.
- Again, the impact of pandemic emerges as a primary reason for high drop out while economic status and migration are the primary reasons for never enrolling in school.
- Almost 142 children also note that schools are not accessible.
- The gender proportion of children engaged in economic and domestic work interestingly remain similar

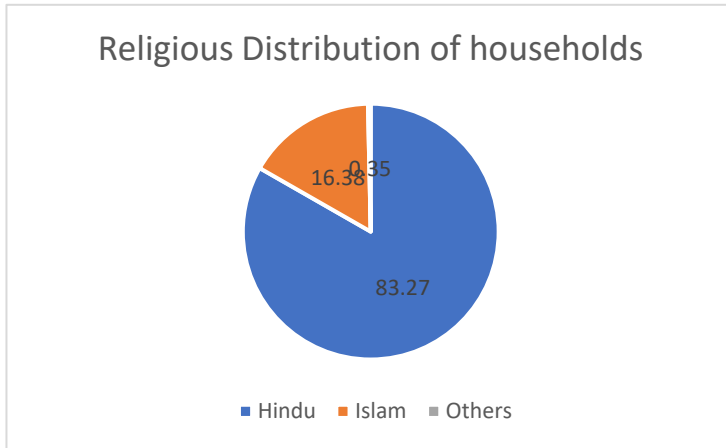
5.2 Block Overview

Member of Parliament (MP)	Rao Inderjeet Singh
Member of Legislative Assembly (MLA)	Kuwanr Sanjay Singh
Total wards covered	14
Total households surveyed	299
Total Out of School Children identified	523

5.3 Household Profile

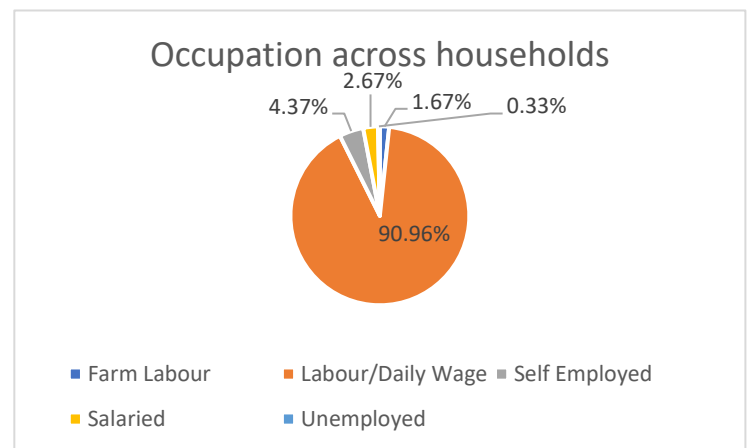
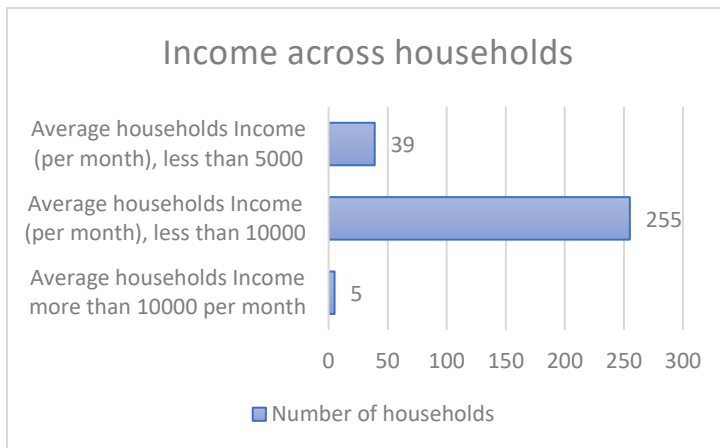
Total migrant households	224
Total non-migrant households	75
Average family size (average no.)	5.47
Head of Family	282 (Male) 17 (Female)
Average male members (including male child) in a family	2.74
Average female members (including female child) in a family	2.72

5.4 Social Profile

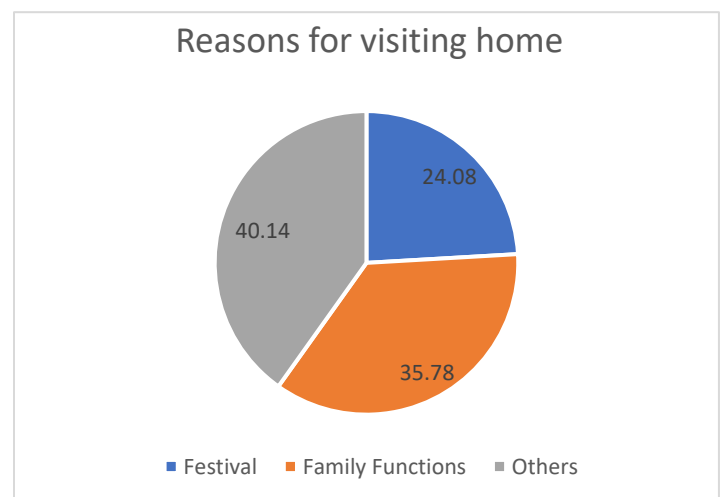
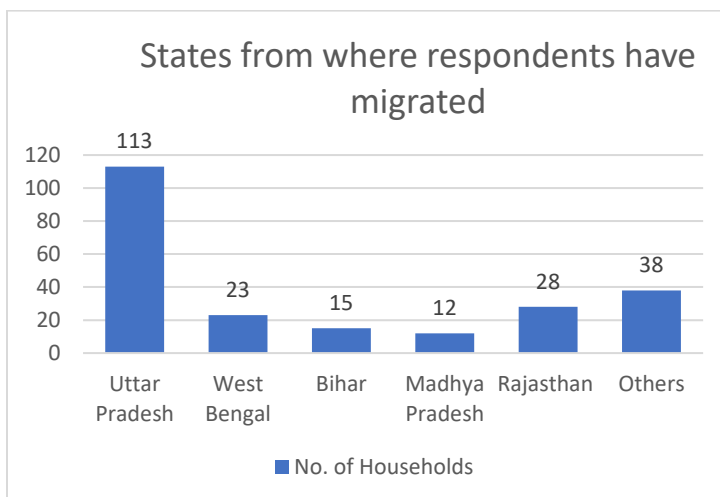


Caste groups	Percentage
General	19.39
OBC	27.44
Scheduled Caste	49.49
Scheduled Tribe	1.34
Other/Not Sure	2.34

5.5 Economic Profile



5.6 Migrant Profile



5.7 Out of School Children

	Male	Female
Total no. of children between 6-14 years	585	
Total no. of out of school children between 6-14 years	523	
OOSC Identified (6 – 14 years)	284	239
OOSC, Never Enrolled (6 – 14 years)	106	125
Total Dropout Children (6 – 14 years)	178	114
Dropped out from Govt. Schools (6 – 14 years)	26	18
Dropped out from Private Schools (6 – 14 years)	138	83
Dropped out from other Institutions (NGOs/AWCs) (6 – 14 years)	14	13
Number of OOSC with Special Needs	4	2
% of children not possessing Special Needs certificate	100	100
No. of OOSC (6-14 years) do not hold any ID Proof	80	118

5.8 Age Distribution of Out of School Children

Age	Never Enrolled		Dropout		Total
	Male	Female	Male	Female	
6	24	31	22	18	95
7	17	17	33	20	87
8	17	23	23	19	82
9	12	7	26	11	56
10	8	13	30	14	65
11	8	13	10	11	42
12	14	10	20	9	53
13	4	3	6	10	23
14	2	8	8	2	20
Total	106	125	178	114	523

5.9 Reasons for remaining out of school

REASONS	Never Enrolled	Dropped out
Schools Shut Down due to COVID 19	1	119
Unable to access online classes due to COVID 19	1	171
Help Required at Home	99	16
Financial Issues	1	114

Accessibility to schools	142	27
Child has special needs	1	1
Inability to continue education during COVID 19	0	265
Inability to continue education in NGO, AWC, other institutes	0	15
Migration	102	55
Economic Status of the Family	166	92
Others	9	20

5.10 Gender Split for Domestic and Economic Support

Gender	Working Outside		Supporting in Household work (Household Chores and Sibling care)
	Paid	Unpaid	
Male	0	5	72
Female	1	2	75

6. The Hotspots

Within the Gurugram block, the three hotspots of out of school children are **Badshahpur (1157 children), Sukhrali (477 children) and Surat Nagar Phase 2 (418 children)**. These include areas in ward numbers 6, 8, 9, 12, 14, 25, 26, 28 and 30. It is followed by Rajendra Park (320 children), Manesar (301 children), Saraswati Enclave (277 children), Basai (272 children), Laxman Vihar (246 children) and Rajiv Nagar (207 children).

Among the three hotspot areas, migration ranges between 91-97 percent making it highly susceptible to economic pressures of low daily wages. Over 1200 families in these hotspots pointed out that COVID was the primary reason for them to discontinue education of their children.

7. Policy Recommendations

As concerted national effort is being made to ensure universal access and quality holistic education, the pandemic seems to have reversed a lot of the progress made by the States in reducing out of school children. Several studies conducted in the past year by international agencies like UNICEF and various State Governments have acknowledged the increase in drop out rates and increasing educational divide. This Survey also has presented similar trends and provided valuable insights in its co-relation with social and economic situation of the households. Based on the survey data across the two blocks in the Gurugram district, below are key policy recommendations to achieve 100 percent enrolment rate goal by 2030.

1. Consistent and careful tracking of children who are out of school to design focused programmes for their enrolment. This could include engagement opportunities with teachers, counsellors or social workers who can support them in accessing mainstream education.
2. Increasing retention through engaging curriculum and other programmes to increase participation in classrooms. Increasing the accountability of teachers to ensure retention across primary classes.
3. The pandemic has changed the mode of education across the world. The Governments need to accelerate their efforts to bridge the digital divide if they want to ensure retention and enrolment in schools. This would involve not only increasing the access to technology among the children and teachers but also developing a blended learning curriculum where technology can be innovatively used for webinars, virtual classrooms, teleconferencing, digital assessments.
4. One of the major reasons for children being out of school has been the financial condition of the households. Dependence on meagre daily wages remains the root cause of the problem in most communities which has worsened post the pandemic. Governments need to design comprehensive social assistance plan for these vulnerable families to sustain their basic living needs and invest in education.
5. As families lost their jobs during the pandemic, it had an impact on several low budget private schools which shut down unable to financially sustain due to financial stress. Given the high risk of discontinuity in education for millions of children who are more likely to attend low budget schools than high fee private schools, Governments should provide financial support to build their resilience of low budget schools to such economic shocks.
6. Increase the access to official identity cards to increase their access to government services and facilities
7. Improve implementation of schemes focused on vulnerable families like Right to Education 12.1.c, Pre-matric Scholarships to increase their access to primary education
8. Strengthening alternative pathways including formal and non-formal modes of education. The National Education Policy 2020 mentions expansion of open schools, vocational programmes and adult literacy programmes to support those left out of the mainstream education system.

ANNEXURES

Community Report Card: Ambedkar Nagar

Table 1. Overview
Ward Number (Surveyed/ No of families)- 14(6), 21(23)
Member of Parliament (MP)- Rao Indrajeet Singh
Member of Legislative Assembly (MLA) – Sudhir Singla
Parshad / Councillor – Sanjay Pradhan
Households Surveyed-29

Table 2. Total No of Children by Age, Schooling, ID Proof and Ability		
	Male	Female
Total no. of children between 6-14 years	44	
Total no. of out of school children identified	41	
OOSC Identified (6 – 14 years)	17	24
OOSC, Never Enrolled (6 – 14 years)	4	5
Total Dropout Children (6 – 14 years)	13	19
Dropped out from Govt. Schools (6 – 14 years)	4	6
Dropped out from Private Schools (6 – 14 years)	9	12
Dropped out from other Institutions (NGOs/AWCs) (6 – 14 years)	0	1
Number of OOSC with Special Needs	0	0
% of children not possessing Special Needs certificate	0%	0%
No. of OOSC (6-14 years) do not hold any ID Proof	8	17

Table 3. Reasons for never been to school and dropout		
REASONS	Never Enrolled	Dropped out
Schools Shut Down due to COVID 19	5	27
Unable to access online classes due to COVID 19	0	0
Help Required at Home	0	0
Financial Issues	0	0
Accessibility to schools	0	0
Special Needs of Child	0	0
Inability to continue education during COVID 19	0	31
Inability to continue education in NGO, AWC, other institutes	0	0
Migration	1	0
Economic Status of the Family	1	0
Others	3	3

Table 4. OOSC and Work Status			
	Working Outside		Supporting in Household work
Gender	Paid	Unpaid	Household Chores and Sibling care
Male	0	0	0
Female	0	0	0

Community Report Card: Ashok Vihar

Table 1. Overview
Ward Number (Surveyed/ No of families)- 10(9)
Member of Parliament (MP)- Rao Indrajeet Singh
Member of Legislative Assembly (MLA) – Sudhir Singla
Parshad / Councillor – Naveen Dahiya
Households Surveyed-9

Table 2. Total No of Children by Age, Schooling, ID Proof and Ability		
	Male	Female
Total no. of children between 6-14 years	14	
Total no. of out of school children identified	13	
OOSC Identified (6 – 14 years)	6	7
OOSC, Never Enrolled (6 – 14 years)	1	1
Total Dropout Children (6 – 14 years)	5	6
Dropped out from Govt. Schools (6 – 14 years)	2	1
Dropped out from Private Schools (6 – 14 years)	0	1
Dropped out from other Institutions (NGOs/AWCs) (6 – 14 years)	3	4
Number of OOSC with Special Needs	0	0
% of children not possessing Special Needs certificate	0%	0%
No. of OOSC (6-14 years) do not hold any ID Proof	6	7

Table 3. Reasons for never been to school and dropout		
REASONS	Never Enrolled	Dropped out
Schools Shut Down due to COVID 19	0	0
Unable to access online classes due to COVID 19	0	0
Help Required at Home	0	1
Financial Issues	0	0
Accessibility to schools	0	0
Special Needs of Child	1	0
Inability to continue education during COVID 19	0	4
Inability to continue education in NGO, AWC, other institutes	0	7
Migration	2	6
Economic Status of the Family	2	5
Others	0	0

Table 4. OOSC and Work Status			
	Working Outside		Supporting in Household work
Gender	Paid	Unpaid	Household Chores and Sibling care
Male	0	0	0
Female	0	1	0

Community Report Card: Badshahpur

Table 1. Overview
Ward Number (Surveyed/ No of families)- 8(6),9(20),12(3), 14(1), 20(11),25(284), 26(245),28(37), 30(91)
Member of Parliament (MP)- Rao Indrajeet Singh
Member of Legislative Assembly (MLA) – Rakesh Daultabad
Parshad / Councillor – Subhash Fauzi
Households Surveyed-698

Table 2. Total No of Children by Age, Schooling, ID Proof and Ability		
	Male	Female
Total no. of children between 6-14 years	1289	
Total no. of out of school children identified	1157	
OOSC Identified (6 – 14 years)	620	537
OOSC, Never Enrolled (6 – 14 years)	150	120
Total Dropout Children (6 – 14 years)	470	417
Dropped out from Govt. Schools (6 – 14 years)	176	175
Dropped out from Private Schools (6 – 14 years)	203	161
Dropped out from other Institutions (NGOs/AWCs) (6 – 14 years)	91	81
Number of OOSC with Special Needs	3	2
% of children not possessing Special Needs certificate	66%	100%
No. of OOSC (6-14 years) do not hold any ID Proof	309	286

Table 3. Reasons for never been to school and dropout		
REASONS	Never Enrolled	Dropped out
Schools Shut Down due to COVID 19	41	207
Unable to access online classes due to COVID 19	2	271
Help Required at Home	51	48
Financial Issues	0	157
Accessibility to schools	71	52
Special Needs of Child	3	0
Inability to continue education during COVID 19	0	717
Inability to continue education in NGO, AWC, other institutes	0	52
Migration	101	211
Economic Status of the Family	167	169
Others	14	45

Table 4. OOSC and Work Status			
	Working Outside		Supporting in Household work
	Paid	Unpaid	Household Chores and Sibling care
Male	3	2	24
Female	1	1	33

Community Report Card: Bajghera

Table 1. Overview
Ward Number (Surveyed/ No of families)- 1(91)
Member of Parliament (MP)- Rao Indrajeet Singh
Member of Legislative Assembly (MLA) – Sudhir Singla
Parshad / Councillor – Shreeniwas Sonu
Households Surveyed-91

Table 2. Total No of Children by Age, Schooling, ID Proof and Ability		
	Male	Female
Total no. of children between 6-14 years	172	
Total no. of out of school children identified	139	
OOSC Identified (6 – 14 years)	72	67
OOSC, Never Enrolled (6 – 14 years)	10	18
Total Dropout Children (6 – 14 years)	62	49
Dropped out from Govt. Schools (6 – 14 years)	17	20
Dropped out from Private Schools (6 – 14 years)	24	14
Dropped out from other Institutions (NGOs/AWCs) (6 – 14 years)	21	15
Number of OOSC with Special Needs	0	0
% of children not possessing Special Needs certificate	NA	NA
No. of OOSC (6-14 years) do not hold any ID Proof	17	16

Table 3. Reasons for never been to school and dropout		
REASONS	Never Enrolled	Dropped out
Schools Shut Down due to COVID 19	0	1
Unable to access online classes due to COVID 19	0	6
Help Required at Home	7	4
Financial Issues	0	0
Accessibility to schools	0	0
Special Needs of Child	0	0
Inability to continue education during COVID 19	0	75
Inability to continue education in NGO, AWC, other institutes	0	10
Migration	8	41
Economic Status of the Family	3	10
Others	14	11

Table 4. OOSC and Work Status			
	Working Outside		Supporting in Household work
Gender	Paid	Unpaid	Household Chores and Sibling care
Male	1	1	0
Female	3	1	7

Community Report Card: Baldev Nagar

Table 1. Overview
Ward Number (Surveyed/ No of families)- 21(37)
Member of Parliament (MP)- Rao Indrajeet Singh
Member of Legislative Assembly (MLA) – Sudhir Singla
Parshad / Councillor – Dharambir
Households Surveyed-37

Table 2. Total No of Children by Age, Schooling, ID Proof and Ability		
	Male	Female
Total no. of children between 6-14 years	74	
Total no. of out of school children identified	64	
OOSC Identified (6 – 14 years)	34	30
OOSC, Never Enrolled (6 – 14 years)	6	10
Total Dropout Children (6 – 14 years)	28	20
Dropped out from Govt. Schools (6 – 14 years)	23	14
Dropped out from Private Schools (6 – 14 years)	5	5
Dropped out from other Institutions (NGOs/AWCs) (6 – 14 years)	0	1
Number of OOSC with Special Needs	0	0
% of children not possessing Special Needs certificate	NA	NA
No. of OOSC (6-14 years) do not hold any ID Proof	22	17

Table 3. Reasons for never been to school and dropout		
REASONS	Never Enrolled	Dropped out
Schools Shut Down due to COVID 19	2	20
Unable to access online classes due to COVID 19	0	6
Help Required at Home	1	0
Financial Issues	0	0
Accessibility to schools	1	0
Special Needs of Child	0	0
Inability to continue education during COVID 19	0	47
Inability to continue education in NGO, AWC, other institutes	0	1
Migration	0	1
Economic Status of the Family	10	5
Others	6	1

Table 4. OOSC and Work Status			
	Working Outside		Supporting in Household work
Gender	Paid	Unpaid	Household Chores and Sibling care
Male	1	0	0
Female	0	0	1

Community Report Card: Basai

Table 1. Overview
Ward Number (Surveyed/ No of families)- 8(10) ,12(148) ,13(1)
Member of Parliament (MP)- Rao Indrajeet Singh
Member of Legislative Assembly (MLA) – Sudhir Singla
Parshad / Councillor – Naveen Dhayia
Households Surveyed- 159

Table 2. Total No of Children by Age, Schooling, ID Proof and Ability		
	Male	Female
Total no. of children between 6-14 years	291	
Total no. of out of school children identified	272	
OOSC Identified (6 – 14 years)	146	126
OOSC, Never Enrolled (6 – 14 years)	18	22
Total Dropout Children (6 – 14 years)	128	104
Dropped out from Govt. Schools (6 – 14 years)	57	61
Dropped out from Private Schools (6 – 14 years)	42	22
Dropped out from other Institutions (NGOs/AWCs) (6 – 14 years)	29	21
Number of OOSC with Special Needs	2	0
% of children not possessing Special Needs certificate	100%	0%
No. of OOSC (6-14 years) do not hold any ID Proof	86	84

Table 3. Reasons for never been to school and dropout		
REASONS	Never Enrolled	Dropped out
Schools Shut Down due to COVID 19	19	145
Unable to access online classes due to COVID 19	0	0
Help Required at Home	2	4
Financial Issues	0	1
Accessibility to schools	1	0
Special Needs of Child	0	0
Inability to continue education during COVID 19	0	178
Inability to continue education in NGO, AWC, other institutes	0	49
Migration	0	0
Economic Status of the Family	12	0
Others	17	10

Table 4. OOSC and Work Status			
	Working Outside		Supporting in Household work
Gender	Paid	Unpaid	Household Chores and Sibling care
Male	0	0	2
Female	0	0	1

Community Report Card: Bhawani Enclave

Table 1. Overview
Ward Number (Surveyed/ No of families)- 13(87)
Member of Parliament (MP)- Rao Indrajeet Singh
Member of Legislative Assembly (MLA) – Sudhir Singla
Parshad / Councillor – Bhram Yadav
Households Surveyed- 87

Table 2. Total No of Children by Age, Schooling, ID Proof and Ability		
	Male	Female
Total no. of children between 6-14 years	159	
Total no. of out of school children identified	156	
OOSC Identified (6 – 14 years)	86	70
OOSC, Never Enrolled (6 – 14 years)	8	8
Total Dropout Children (6 – 14 years)	78	62
Dropped out from Govt. Schools (6 – 14 years)	6	5
Dropped out from Private Schools (6 – 14 years)	41	33
Dropped out from other Institutions (NGOs/AWCs) (6 – 14 years)	31	24
Number of OOSC with Special Needs	0	1
% of children not possessing Special Needs certificate	NA	100%
No. of OOSC (6-14 years) do not hold any ID Proof	47	39

Table 3. Reasons for never been to school and dropout		
REASONS	Never Enrolled	Dropped out
Schools Shut Down due to COVID 19	8	115
Unable to access online classes due to COVID 19	0	0
Help Required at Home	0	0
Financial Issues	0	0
Accessibility to schools	0	0
Special Needs of Child	0	1
Inability to continue education during COVID 19	0	86
Inability to continue education in NGO, AWC, other institutes	0	50
Migration	0	1
Economic Status of the Family	2	1
Others	10	32

Table 4. OOSC and Work Status			
	Working Outside		Supporting in Household work
Gender	Paid	Unpaid	Household Chores and Sibling care
Male	0	0	0
Female	0	0	0

Community Report Card: Bhimgarh Kheri

Table 1. Overview
Ward Number (Surveyed/ No of families)- 10(84)
Member of Parliament (MP)- Rao Indrajeet Singh
Member of Legislative Assembly (MLA) – Sudhir Singla
Parshad / Councillor – Sheetal Bagri
Households Surveyed- 84

Table 2. Total No of Children by Age, Schooling, ID Proof and Ability		
	Male	Female
Total no. of children between 6-14 years	164	
Total no. of out of school children identified	125	
OOSC Identified (6 – 14 years)	69	56
OOSC, Never Enrolled (6 – 14 years)	14	23
Total Dropout Children (6 – 14 years)	55	33
Dropped out from Govt. Schools (6 – 14 years)	10	5
Dropped out from Private Schools (6 – 14 years)	15	9
Dropped out from other Institutions (NGOs/AWCs) (6 – 14 years)	30	19
Number of OOSC with Special Needs	0	0
% of children not possessing Special Needs certificate	NA	NA
No. of OOSC (6-14 years) do not hold any ID Proof	64	44

Table 3. Reasons for never been to school and dropout		
REASONS	Never Enrolled	Dropped out
Schools Shut Down due to COVID 19	0	0
Unable to access online classes due to COVID 19	0	0
Help Required at Home	0	0
Financial Issues	6	6
Accessibility to schools	0	0
Special Needs of Child	0	0
Inability to continue education during COVID 19	0	39
Inability to continue education in NGO, AWC, other institutes	0	37
Migration	26	26
Economic Status of the Family	34	32
Others	0	0

Table 4. OOSC and Work Status			
	Working Outside		Supporting in Household work
Gender	Paid	Unpaid	Household Chores and Sibling care
Male	1	2	0
Female	2	0	0

Community Report Card: Bus Stand

Table 1. Overview
Ward Number (Surveyed/ No of families)- 6(18)
Member of Parliament (MP)- Rao Indrajeet Singh
Member of Legislative Assembly (MLA) – Sudhir Singla
Parshad / Councillor – Anoop Bhambu
Households Surveyed- 18

Table 2. Total No of Children by Age, Schooling, ID Proof and Ability		
	Male	Female
Total no. of children between 6-14 years	36	
Total no. of out of school children identified	30	
OOSC Identified (6 – 14 years)	21	9
OOSC, Never Enrolled (6 – 14 years)	10	3
Total Dropout Children (6 – 14 years)	11	6
Dropped out from Govt. Schools (6 – 14 years)	7	5
Dropped out from Private Schools (6 – 14 years)	4	1
Dropped out from other Institutions (NGOs/AWCs) (6 – 14 years)	0	0
Number of OOSC with Special Needs	0	0
% of children not possessing Special Needs certificate	0.00%	0.00%
No. of OOSC (6-14 years) do not hold any ID Proof	16	7

Table 3. Reasons for never been to school and dropout		
REASONS	Never Enrolled	Dropped out
Schools Shut Down due to COVID 19	4	16
Unable to access online classes due to COVID 19	0	0
Help Required at Home	0	0
Financial Issues	0	0
Accessibility to schools	0	0
Special Needs of Child	0	0
Inability to continue education during COVID 19	0	17
Inability to continue education in NGO, AWC, other institutes	0	0
Migration	0	0
Economic Status of the Family	6	0
Others	14	0

Table 4. OOSC and Work Status			
	Working Outside		Supporting in Household work
Gender	Paid	Unpaid	Household Chores and Sibling care
Male	0	0	0
Female	0	0	0

Community Report Card: Chakkarpur

Table 1. Overview
Ward Number (Surveyed/ No of families)- 33(96)
Member of Parliament (MP)- Rao Indrajeet Singh
Member of Legislative Assembly (MLA) – Sudhir Singla
Parshad / Councillor – Sunita Yadav
Households Surveyed- 96

Table 2. Total No of Children by Age, Schooling, ID Proof and Ability		
	Male	Female
Total no. of children between 6-14 years	154	
Total no. of out of school children identified	147	
OOSC Identified (6 – 14 years)	83	64
OOSC, Never Enrolled (6 – 14 years)	12	14
Total Dropout Children (6 – 14 years)	71	50
Dropped out from Govt. Schools (6 – 14 years)	35	26
Dropped out from Private Schools (6 – 14 years)	35	23
Dropped out from other Institutions (NGOs/AWCs) (6 – 14 years)	1	1
Number of OOSC with Special Needs	0	0
% of children not possessing Special Needs certificate	0%	0%
No. of OOSC (6-14 years) do not hold any ID Proof	23	14

Table 3. Reasons for never been to school and dropout		
REASONS	Never Enrolled	Dropped out
Schools Shut Down due to COVID 19	0	1
Unable to access online classes due to COVID 19	0	0
Help Required at Home	0	0
Financial Issues	0	0
Accessibility to schools	0	0
Special Needs of Child	0	0
Inability to continue education during COVID 19	0	112
Inability to continue education in NGO, AWC, other institutes	0	3
Migration	0	5
Economic Status of the Family	1	4
Others	21	9

Table 4. OOSC and Work Status			
	Working Outside		Supporting in Household work
Gender	Paid	Unpaid	Household Chores and Sibling care
Male	0	0	0
Female	0	2	0

Community Report Card: Choma

Table 1. Overview

Ward Number (Surveyed/ No of families)- 1(55)
Member of Parliament (MP)- Rao Indrajeet Singh
Member of Legislative Assembly (MLA) – Sudhir Singla
Parshad / Councillor – Munesh Devi
Households Surveyed- 55

Table 2. Total No of Children by Age, Schooling, ID Proof and Ability

	Male	Female
Total no. of children between 6-14 years	98	
Total no. of out of school children identified	83	
OOSC Identified (6 – 14 years)	41	42
OOSC, Never Enrolled (6 – 14 years)	7	9
Total Dropout Children (6 – 14 years)	34	33
Dropped out from Govt. Schools (6 – 14 years)	13	16
Dropped out from Private Schools (6 – 14 years)	20	17
Dropped out from other Institutions (NGOs/AWCs) (6 – 14 years)	1	0
Number of OOSC with Special Needs	1	0
% of children not possessing Special Needs certificate	100%	0%
No. of OOSC (6-14 years) do not hold any ID Proof	12	11

Table 3. Reasons for never been to school and dropout

REASONS	Never Enrolled	Dropped out
Schools Shut Down due to COVID 19	0	1
Unable to access online classes due to COVID 19	0	0
Help Required at Home	1	3
Financial Issues	0	0
Accessibility to schools	0	1
Special Needs of Child	0	1
Inability to continue education during COVID 19	0	48
Inability to continue education in NGO, AWC, other institutes	0	1
Migration	2	7
Economic Status of the Family	0	1
Others	17	28

Table 4. OOSC and Work Status

	Working Outside		Supporting in Household work
Gender	Paid	Unpaid	Household Chores and Sibling care
Male	0	1	0
Female	0	1	0

Community Report Card: Devilal Colony

Table 1. Overview
Ward Number (Surveyed/ No of families)- 14(109)
Member of Parliament (MP)- Rao Indrajeet Singh
Member of Legislative Assembly (MLA) – Sudhir Singla
Parshad / Councillor – Sanjay Pradhan
Households Surveyed- 109

Table 2. Total No of Children by Age, Schooling, ID Proof and Ability		
	Male	Female
Total no. of children between 6-14 years	218	
Total no. of out of school children identified	183	
OOSC Identified (6 – 14 years)	92	91
OOSC, Never Enrolled (6 – 14 years)	15	14
Total Dropout Children (6 – 14 years)	77	77
Dropped out from Govt. Schools (6 – 14 years)	22	23
Dropped out from Private Schools (6 – 14 years)	53	47
Dropped out from other Institutions (NGOs/AWCs) (6 – 14 years)	2	7
Number of OOSC with Special Needs	5	3
% of children not possessing Special Needs certificate	80%	100%
No. of OOSC (6-14 years) do not hold any ID Proof	20	28

Table 3. Reasons for never been to school and dropout		
REASONS	Never Enrolled	Dropped out
Schools Shut Down due to COVID 19	0	26
Unable to access online classes due to COVID 19	0	53
Help Required at Home	18	1
Financial Issues	0	2
Accessibility to schools	0	0
Special Needs of Child	4	3
Inability to continue education during COVID 19	0	132
Inability to continue education in NGO, AWC, other institutes	0	9
Migration	13	61
Economic Status of the Family	24	104
Others	8	17

Table 4. OOSC and Work Status			
	Working Outside		Supporting in Household work
	Paid	Unpaid	Household Chores and Sibling care
Male	2	0	0
Female	2	0	1

Community Report Card: Dhanwapur

Table 1. Overview
Ward Number (Surveyed/ No of families)- 12(36)
Member of Parliament (MP)- Rao Indrajeet Singh
Member of Legislative Assembly (MLA) – Sudhir Singla
Parshad / Councillor – Naveen Dhayia
Households Surveyed- 36

Table 2. Total No of Children by Age, Schooling, ID Proof and Ability		
	Male	Female
Total no. of children between 6-14 years	57	
Total no. of out of school children identified	53	
OOSC Identified (6 – 14 years)	34	19
OOSC, Never Enrolled (6 – 14 years)	6	2
Total Dropout Children (6 – 14 years)	24	14
Dropped out from Govt. Schools (6 – 14 years)	1	1
Dropped out from Private Schools (6 – 14 years)	7	8
Dropped out from other Institutions (NGOs/AWCs) (6 – 14 years)	16	5
Number of OOSC with Special Needs	0	0
% of children not possessing Special Needs certificate	0.00%	0.00%
No. of OOSC (6-14 years) do not hold any ID Proof	21	17

Table 3. Reasons for never been to school and dropout		
REASONS	Never Enrolled	Dropped out
Schools Shut Down due to COVID 19	1	10
Unable to access online classes due to COVID 19	0	2
Help Required at Home	2	1
Financial Issues	0	0
Accessibility to schools	3	0
Special Needs of Child	0	0
Inability to continue education during COVID 19	0	17
Inability to continue education in NGO, AWC, other institutes	0	3
Migration	2	21
Economic Status of the Family	0	0
Others	3	1

Table 4. OOSC and Work Status			
	Working Outside		Supporting in Household work
Gender	Paid	Unpaid	Household Chores and Sibling care
Male	1	0	0
Female	0	0	0

Community Report Card: Dharampur

Table 1. Overview

Ward Number (Surveyed/ No of families)- 2(6)
Member of Parliament (MP)- Rao Indrajeet Singh
Member of Legislative Assembly (MLA) – Rakesh Daultabad
Parshad / Councillor – Hari Om
Households Surveyed- 6

Table 2. Total No of Children by Age, Schooling, ID Proof and Ability

	Male	Female
Total no. of children between 6-14 years	14	
Total no. of out of school children identified	13	
OOSC Identified (6 – 14 years)	3	10
OOSC, Never Enrolled (6 – 14 years)	1	4
Total Dropout Children (6 – 14 years)	2	6
Dropped out from Govt. Schools (6 – 14 years)	0	2
Dropped out from Private Schools (6 – 14 years)	2	3
Dropped out from other Institutions (NGOs/AWCs) (6 – 14 years)	0	1
Number of OOSC with Special Needs	1	0
% of children not possessing Special Needs certificate	100.00%	0.00%
No. of OOSC (6-14 years) do not hold any ID Proof	2	6

Table 3. Reasons for never been to school and dropout

REASONS	Never Enrolled	Dropped out
Schools Shut Down due to COVID 19	0	0
Unable to access online classes due to COVID 19	0	0
Help Required at Home	0	0
Financial Issues	0	3
Accessibility to schools	0	0
Special Needs of Child	0	0
Inability to continue education during COVID 19	0	7
Inability to continue education in NGO, AWC, other institutes	0	0
Migration	0	0
Economic Status of the Family	5	3
Others	0	3

Table 4. OOSC and Work Status

	Working Outside		Supporting in Household work	
	Paid	Unpaid	Household Chores and Sibling care	
Male	0	0	0	
Female	0	0	0	

Community Report Card: Daultabad

Table 1. Overview
Ward Number (Surveyed/ No of families)- 1(2), 11(33)
Member of Parliament (MP)- Rao Indrajeet Singh
Member of Legislative Assembly (MLA) – Rakesh Daultabad
Parshad / Councillor – Yogendra Leela
Households Surveyed- 35

Table 2. Total No of Children by Age, Schooling, ID Proof and Ability		
	Male	Female
Total no. of children between 6-14 years	57	
Total no. of out of school children identified	53	
OOSC Identified (6 – 14 years)	31	22
OOSC, Never Enrolled (6 – 14 years)	3	5
Total Dropout Children (6 – 14 years)	28	17
Dropped out from Govt. Schools (6 – 14 years)	4	3
Dropped out from Private Schools (6 – 14 years)	17	9
Dropped out from other Institutions (NGOs/AWCs) (6 – 14 years)	7	5
Number of OOSC with Special Needs	0	0
% of children not possessing Special Needs certificate	0.00%	0.00%
No. of OOSC (6-14 years) do not hold any ID Proof	14	9

Table 3. Reasons for never been to school and dropout		
REASONS	Never Enrolled	Dropped out
Schools Shut Down due to COVID 19	0	0
Unable to access online classes due to COVID 19	0	3
Help Required at Home	0	1
Financial Issues	0	0
Accessibility to schools	0	0
Special Needs of Child	0	0
Inability to continue education during COVID 19	0	33
Inability to continue education in NGO, AWC, other institutes	0	0
Migration	1	16
Economic Status of the Family	2	0
Others	7	19

Table 4. OOSC and Work Status			
	Working Outside		Supporting in Household work
Gender	Paid	Unpaid	Household Chores and Sibling care
Male	0	0	0
Female	0	0	1

Community Report Card: Dundahera

Table 1. Overview
Ward Number (Surveyed/ No of families)- 4(148)
Member of Parliament (MP)- Rao Indrajeet Singh
Member of Legislative Assembly (MLA) – Sudhir Singla
Parshad / Councillor – Brijendra
Households Surveyed- 148

Table 2. Total No of Children by Age, Schooling, ID Proof and Ability		
	Male	Female
Total no. of children between 6-14 years	229	
Total no. of out of school children identified	210	
OOSC Identified (6 – 14 years)	113	97
OOSC, Never Enrolled (6 – 14 years)	24	14
Total Dropout Children (6 – 14 years)	89	83
Dropped out from Govt. Schools (6 – 14 years)	21	26
Dropped out from Private Schools (6 – 14 years)	56	53
Dropped out from other Institutions (NGOs/AWCs) (6 – 14 years)	12	4
Number of OOSC with Special Needs	2	1
% of children not possessing Special Needs certificate	100%	0%
No. of OOSC (6-14 years) do not hold any ID Proof	30	25

Table 3. Reasons for never been to school and dropout		
REASONS	Never Enrolled	Dropped out
Schools Shut Down due to COVID 19	1	6
Unable to access online classes due to COVID 19	0	5
Help Required at Home	0	3
Financial Issues	2	1
Accessibility to schools	0	0
Special Needs of Child	2	1
Inability to continue education during COVID 19	0	167
Inability to continue education in NGO, AWC, other institutes	0	0
Migration	1	26
Economic Status of the Family	11	18
Others	25	18

Table 4. OOSC and Work Status			
	Working Outside		Supporting in Household work
	Paid	Unpaid	Household Chores and Sibling care
Male	0	0	1
Female	0	0	2

Community Report Card: Firoz Gandhi

Table 1. Overview
Ward Number (Surveyed/ No of families)- 13(41)
Member of Parliament (MP)- Rao Indrajeet Singh
Member of Legislative Assembly (MLA) – Sudhir Singla
Parshad / Councillor – Dharambir
Households Surveyed- 41

Table 2. Total No of Children by Age, Schooling, ID Proof and Ability		
	Male	Female
Total no. of children between 6-14 years	73	
Total no. of out of school children identified	64	
OOSC Identified (6 – 14 years)	34	30
OOSC, Never Enrolled (6 – 14 years)	10	9
Total Dropout Children (6 – 14 years)	24	21
Dropped out from Govt. Schools (6 – 14 years)	18	9
Dropped out from Private Schools (6 – 14 years)	6	12
Dropped out from other Institutions (NGOs/AWCs) (6 – 14 years)	0	0
Number of OOSC with Special Needs	0	0
% of children not possessing Special Needs certificate	0.00%	0.00%
No. of OOSC (6-14 years) do not hold any ID Proof	23	17

Table 3. Reasons for never been to school and dropout		
REASONS	Never Enrolled	Dropped out
Schools Shut Down due to COVID 19	15	45
Unable to access online classes due to COVID 19	0	0
Help Required at Home	0	1
Financial Issues	0	0
Accessibility to schools	0	0
Special Needs of Child	0	0
Inability to continue education during COVID 19	0	45
Inability to continue education in NGO, AWC, other institutes	0	0
Migration	0	0
Economic Status of the Family	4	0
Others	13	0

Table 4. OOSC and Work Status			
	Working Outside		Supporting in Household work
Gender	Paid	Unpaid	Household Chores and Sibling care
Male	0	0	0
Female	0	0	0

Community Report Card: Gadhi

Table 1. Overview
Ward Number (Surveyed/ No of families)- 12(10), 24(3)
Member of Parliament (MP)- Rao Indrajeet Singh
Member of Legislative Assembly (MLA) – Sudhir Singla
Parshad / Councillor – Kumari Snehlata
Households Surveyed- 13

Table 2. Total No of Children by Age, Schooling, ID Proof and Ability		
	Male	Female
Total no. of children between 6-14 years	16	
Total no. of out of school children identified	16	
OOSC Identified (6 – 14 years)	7	9
OOSC, Never Enrolled (6 – 14 years)	1	0
Total Dropout Children (6 – 14 years)	6	9
Dropped out from Govt. Schools (6 – 14 years)	0	0
Dropped out from Private Schools (6 – 14 years)	6	9
Dropped out from other Institutions (NGOs/AWCs) (6 – 14 years)	0	0
Number of OOSC with Special Needs	0	0
% of children not possessing Special Needs certificate	0.00%	0.00%
No. of OOSC (6-14 years) do not hold any ID Proof	3	4

Table 3. Reasons for never been to school and dropout		
REASONS	Never Enrolled	Dropped out
Schools Shut Down due to COVID 19	1	7
Unable to access online classes due to COVID 19	0	6
Help Required at Home	0	0
Financial Issues	0	0
Accessibility to schools	0	0
Special Needs of Child	0	0
Inability to continue education during COVID 19	0	15
Inability to continue education in NGO, AWC, other institutes	0	0
Migration	0	0
Economic Status of the Family	0	4
Others	1	3

Table 4. OOSC and Work Status			
	Working Outside		Supporting in Household work
Gender	Paid	Unpaid	Household Chores and Sibling care
Male	0	0	0
Female	0	0	0

Community Report Card: Gadoli

Table 1. Overview
Ward Number (Surveyed/ No of families)- 24(3)
Member of Parliament (MP)- Rao Indrajeet Singh
Member of Legislative Assembly (MLA) – Sudhir Singla
Parshad / Councillor – Sunil Kumar
Households Surveyed- 3

Table 2. Total No of Children by Age, Schooling, ID Proof and Ability		
	Male	Female
Total no. of children between 6-14 years	4	
Total no. of out of school children identified	3	
OOSC Identified (6 – 14 years)	1	2
OOSC, Never Enrolled (6 – 14 years)	1	1
Total Dropout Children (6 – 14 years)	0	1
Dropped out from Govt. Schools (6 – 14 years)	0	1
Dropped out from Private Schools (6 – 14 years)	0	0
Dropped out from other Institutions (NGOs/AWCs) (6 – 14 years)	0	0
Number of OOSC with Special Needs	0	0
% of children not possessing Special Needs certificate	0.00%	0.00%
No. of OOSC (6-14 years) do not hold any ID Proof	0	0

Table 3. Reasons for never been to school and dropout		
REASONS	Never Enrolled	Dropped out
Schools Shut Down due to COVID 19	0	1
Unable to access online classes due to COVID 19	0	0
Help Required at Home	0	0
Financial Issues	0	0
Accessibility to schools	0	0
Special Needs of Child	0	0
Inability to continue education during COVID 19	0	1
Inability to continue education in NGO, AWC, other institutes	0	0
Migration	0	0
Economic Status of the Family	0	0
Others	2	0

Table 4. OOSC and Work Status			
	Working Outside		Supporting in Household work
	Paid	Unpaid	Household Chores and Sibling care
Male	0	0	0
Female	0	0	0

Community Report Card: Gari Harsuru

Table 1. Overview
Ward Number (Surveyed/ No of families)- (39)
Member of Parliament (MP)- Rao Indrajeet Singh
Member of Legislative Assembly (MLA) – Sudhir Singla
Parshad / Councillor – Kumari Snehlata
Households Surveyed- 39

Table 2. Total No of Children by Age, Schooling, ID Proof and Ability		
	Male	Female
Total no. of children between 6-14 years	68	
Total no. of out of school children identified	61	
OOSC Identified (6 – 14 years)	34	27
OOSC, Never Enrolled (6 – 14 years)	3	1
Total Dropout Children (6 – 14 years)	31	26
Dropped out from Govt. Schools (6 – 14 years)	5	4
Dropped out from Private Schools (6 – 14 years)	26	22
Dropped out from other Institutions (NGOs/AWCs) (6 – 14 years)	0	0
Number of OOSC with Special Needs	0	0
% of children not possessing Special Needs certificate	0%	0%
No. of OOSC (6-14 years) do not hold any ID Proof	12	14

Table 3. Reasons for never been to school and dropout		
REASONS	Never Enrolled	Dropped out
Schools Shut Down due to COVID 19	0	21
Unable to access online classes due to COVID 19	0	15
Help Required at Home	0	0
Financial Issues	0	0
Accessibility to schools	0	0
Special Needs of Child	0	0
Inability to continue education during COVID 19	0	56
Inability to continue education in NGO, AWC, other institutes	0	0
Migration	0	5
Economic Status of the Family	0	13
Others	4	1

Table 4. OOSC and Work Status			
	Working Outside		Supporting in Household work
	Paid	Unpaid	Household Chores and Sibling care
Male	0	0	0
Female	0	0	0

Community Report Card: Jharsa

Table 1. Overview	
Ward Number (Surveyed/ No of families)-	27(5), 28(58)
Member of Parliament (MP)-	--
Member of Legislative Assembly (MLA) -	--
Parshad / Councillor -	--
Households Surveyed-	63

Table 2. Total No of Children by Age, Schooling, ID Proof and Ability		
	Male	Female
Total no. of children between 6-14 years	134	
Total no. of out of school children identified	124	
OOSC Identified (6 – 14 years)	65	59
OOSC, Never Enrolled (6 – 14 years)	40	41
Total Dropout Children (6 – 14 years)	25	18
Dropped out from Govt. Schools (6 – 14 years)	16	9
Dropped out from Private Schools (6 – 14 years)	2	1
Dropped out from other Institutions (NGOs/AWCs) (6 – 14 years)	7	8
Number of OOSC with Special Needs	1	0
% of children not possessing Special Needs certificate	0.00%	0.00%
No. of OOSC (6-14 years) do not hold any ID Proof	30	28

Table 3. Reasons for never been to school and dropout		
REASONS	Never Enrolled	Dropped out
Schools Shut Down due to COVID 19	7	4
Unable to access online classes due to COVID 19	0	2
Help Required at Home	9	7
Financial Issues	0	5
Accessibility to schools	53	17
Special Needs of Child	2	0
Inability to continue education during COVID 19	0	28
Inability to continue education in NGO, AWC, other institutes	0	8
Migration	17	18
Economic Status of the Family	71	33
Others	4	0

Table 4. OOSC and Work Status			
	Working Outside		Supporting in Household work
Gender	Paid	Unpaid	Household Chores and Sibling care
Male	4	0	3
Female	1	0	7

Community Report Card: Kadipur

Table 1. Overview
Ward Number (Surveyed/ No of families)- 10(1), 12(12), 13(54), 24(2)
Member of Parliament (MP)- Rao Inderjeet Singh
Member of Legislative Assembly (MLA) --Sudhir Singla
Parshad / Councillor – Bhram Radav
Households Surveyed- 69

Table 2. Total No of Children by Age, Schooling, ID Proof and Ability		
	Male	Female
Total no. of children between 6-14 years	138	
Total no. of out of school children identified	116	
OOSC Identified (6 – 14 years)	67	49
OOSC, Never Enrolled (6 – 14 years)	16	16
Total Dropout Children (6 – 14 years)	51	33
Dropped out from Govt. Schools (6 – 14 years)	28	20
Dropped out from Private Schools (6 – 14 years)	18	12
Dropped out from other Institutions (NGOs/AWCs) (6 – 14 years)	5	1
Number of OOSC with Special Needs	1	0
% of children not possessing Special Needs certificate	100%	NA
No. of OOSC (6-14 years) do not hold any ID Proof	31	31

Table 3. Reasons for never been to school and dropout		
REASONS	Never Enrolled	Dropped out
Schools Shut Down due to COVID 19	1	66
Unable to access online classes due to COVID 19	0	0
Help Required at Home	0	0
Financial Issues	1	0
Accessibility to schools	6	0
Special Needs of Child	1	0
Inability to continue education during COVID 19	0	83
Inability to continue education in NGO, AWC, other institutes	0	0
Migration	1	0
Economic Status of the Family	3	0
Others	17	8

Table 4. OOSC and Work Status			
	Working Outside		Supporting in Household work
Gender	Paid	Unpaid	Household Chores and Sibling care
Male	0	0	0
Female	0	0	0

Community Report Card: Khandsa

Table 1. Overview
Ward Number (Surveyed/ No of families)- 27(71)
Member of Parliament (MP)- Rao Inderjeet Singh
Member of Legislative Assembly (MLA) – Rakesh Daultabad
Parshad / Councillor – Hemant Kumar Saini
Households Surveyed- 71

Table 2. Total No of Children by Age, Schooling, ID Proof and Ability		
	Male	Female
Total no. of children between 6-14 years	128	
Total no. of out of school children identified	101	
OOSC Identified (6 – 14 years)	52	49
OOSC, Never Enrolled (6 – 14 years)	12	24
Total Dropout Children (6 – 14 years)	40	25
Dropped out from Govt. Schools (6 – 14 years)	21	12
Dropped out from Private Schools (6 – 14 years)	12	7
Dropped out from other Institutions (NGOs/AWCs) (6 – 14 years)	7	6
Number of OOSC with Special Needs	1	0
% of children not possessing Special Needs certificate	100.00%	0.00%
No. of OOSC (6-14 years) do not hold any ID Proof	15	22

Table 3. Reasons for never been to school and dropout		
REASONS	Never Enrolled	Dropped out
Schools Shut Down due to COVID 19	3	8
Unable to access online classes due to COVID 19	0	3
Help Required at Home	5	0
Financial Issues	0	1
Accessibility to schools	9	8
Special Needs of Child	0	2
Inability to continue education during COVID 19	0	52
Inability to continue education in NGO, AWC, other institutes	0	0
Migration	12	28
Economic Status of the Family	28	31
Others	6	7

Table 4. OOSC and Work Status			
	Working Outside		Supporting in Household work
Gender	Paid	Unpaid	Household Chores and Sibling care
Male	2	0	0
Female	0	0	3

Community Report Card: Krishna Colony

Table 1. Overview
Ward Number (Surveyed/ No of families)- 9(18)
Member of Parliament (MP)- Rao Inderjeet Singh
Member of Legislative Assembly (MLA) – Sudhir Singla
Parshad / Councillor – Seema Pahuja
Households Surveyed- 18

Table 2. Total No of Children by Age, Schooling, ID Proof and Ability		
	Male	Female
Total no. of children between 6-14 years	32	
Total no. of out of school children identified	29	
OOSC Identified (6 – 14 years)	16	13
OOSC, Never Enrolled (6 – 14 years)	3	2
Total Dropout Children (6 – 14 years)	13	11
Dropped out from Govt. Schools (6 – 14 years)	9	8
Dropped out from Private Schools (6 – 14 years)	4	3
Dropped out from other Institutions (NGOs/AWCs) (6 – 14 years)	0	0
Number of OOSC with Special Needs	0	0
% of children not possessing Special Needs certificate	0.00%	0.00%
No. of OOSC (6-14 years) do not hold any ID Proof	11	11

Table 3. Reasons for never been to school and dropout		
REASONS	Never Enrolled	Dropped out
Schools Shut Down due to COVID 19	4	21
Unable to access online classes due to COVID 19	0	0
Help Required at Home	0	0
Financial Issues	0	0
Accessibility to schools	0	0
Special Needs of Child	0	0
Inability to continue education during COVID 19	0	24
Inability to continue education in NGO, AWC, other institutes	0	0
Migration	0	0
Economic Status of the Family	3	0
Others	0	2

Table 4. OOSC and Work Status			
	Working Outside		Supporting in Household work
Gender	Paid	Unpaid	Household Chores and Sibling care
Male	0	0	0
Female	0	0	0

Community Report Card: Laxman Vihar

Table 1. Overview
Ward Number (Surveyed/ No of families)- 10(165)
Member of Parliament (MP)- Rao Inderjeet Singh
Member of Legislative Assembly (MLA) – Sudhir Singla
Parshad / Councillor – Sheetal Bagri
Households Surveyed- 165

Table 2. Total No of Children by Age, Schooling, ID Proof and Ability		
	Male	Female
Total no. of children between 6-14 years	282	
Total no. of out of school children identified	246	
OOSC Identified (6 – 14 years)	137	109
OOSC, Never Enrolled (6 – 14 years)	18	29
Total Dropout Children (6 – 14 years)	119	80
Dropped out from Govt. Schools (6 – 14 years)	27	14
Dropped out from Private Schools (6 – 14 years)	69	47
Dropped out from other Institutions (NGOs/AWCs) (6 – 14 years)	23	19
Number of OOSC with Special Needs	0	4
% of children not possessing Special Needs certificate	NA	75%
No. of OOSC (6-14 years) do not hold any ID Proof	87	70

Table 3. Reasons for never been to school and dropout		
REASONS	Never Enrolled	Dropped out
Schools Shut Down due to COVID 19	0	2
Unable to access online classes due to COVID 19	0	61
Help Required at Home	0	10
Financial Issues	17	19
Accessibility to schools	2	10
Special Needs of Child	2	0
Inability to continue education during COVID 19	0	157
Inability to continue education in NGO, AWC, other institutes	0	31
Migration	32	66
Economic Status of the Family	38	78
Others	3	10

Table 4. OOSC and Work Status			
	Working Outside		Supporting in Household work
Gender	Paid	Unpaid	Household Chores and Sibling care
Male	6	0	11
Female	0	0	18

Community Report Card: Manesar

Table 1. Overview
Ward Number (Surveyed/ No of families)- 1(1), 4(128), 7(48), 15(1)
Member of Parliament (MP)- Rao Inderjeet Singh
Member of Legislative Assembly (MLA) – Rakesh Daultabad
Parshad / Councillor – Fakir Chand
Households Surveyed- 178

Table 2. Total No of Children by Age, Schooling, ID Proof and Ability		
	Male	Female
Total no. of children between 6-14 years	313	
Total no. of out of school children identified	301	
OOSC Identified (6 – 14 years)	149	152
OOSC, Never Enrolled (6 – 14 years)	40	34
Total Dropout Children (6 – 14 years)	109	118
Dropped out from Govt. Schools (6 – 14 years)	55	65
Dropped out from Private Schools (6 – 14 years)	39	33
Dropped out from other Institutions (NGOs/AWCs) (6 – 14 years)	15	20
Number of OOSC with Special Needs	3	2
% of children not possessing Special Needs certificate	100%	50%
No. of OOSC (6-14 years) do not hold any ID Proof	91	101

Table 3. Reasons for never been to school and dropout		
REASONS	Never Enrolled	Dropped out
Schools Shut Down due to COVID 19	12	61
Unable to access online classes due to COVID 19	1	39
Help Required at Home	1	27
Financial Issues	16	22
Accessibility to schools	19	18
Special Needs of Child	3	0
Inability to continue education during COVID 19	0	196
Inability to continue education in NGO, AWC, other institutes	0	3
Migration	28	64
Economic Status of the Family	29	50
Others	17	11

Table 4. OOSC and Work Status			
	Working Outside		Supporting in Household work
Gender	Paid	Unpaid	Household Chores and Sibling care
Male	3	6	7
Female	3	3	18

Community Report Card: Mohammad Heri

Table 1. Overview
Ward Number (Surveyed/ No of families)- 1(6)
Member of Parliament (MP)- Rao Inderjeet Singh
Member of Legislative Assembly (MLA) – Rakesh Daultabad
Parshad / Councillor – Rinki Devi
Households Surveyed- 6

Table 2. Total No of Children by Age, Schooling, ID Proof and Ability		
	Male	Female
Total no. of children between 6-14 years	8	
Total no. of out of school children identified	7	
OOSC Identified (6 – 14 years)	6	1
OOSC, Never Enrolled (6 – 14 years)	2	0
Total Dropout Children (6 – 14 years)	4	1
Dropped out from Govt. Schools (6 – 14 years)	0	0
Dropped out from Private Schools (6 – 14 years)	2	1
Dropped out from other Institutions (NGOs/AWCs) (6 – 14 years)	2	0
Number of OOSC with Special Needs	0	0
% of children not possessing Special Needs certificate	0.00%	0.00%
No. of OOSC (6-14 years) do not hold any ID Proof	3	1

Table 3. Reasons for never been to school and dropout		
REASONS	Never Enrolled	Dropped out
Schools Shut Down due to COVID 19	1	0
Unable to access online classes due to COVID 19	0	1
Help Required at Home	0	0
Financial Issues	0	0
Accessibility to schools	0	0
Special Needs of Child	0	0
Inability to continue education during COVID 19	0	3
Inability to continue education in NGO, AWC, other institutes	0	0
Migration	0	2
Economic Status of the Family	1	0
Others	0	2

Table 4. OOSC and Work Status			
	Working Outside		Supporting in Household work
Gender	Paid	Unpaid	Household Chores and Sibling care
Male	0	0	0
Female	0	0	0

Community Report Card: Mullahera

Table 1. Overview
Ward Number (Surveyed/ No of families)- 3(55)
Member of Parliament (MP)- Rao Inderjeet Singh
Member of Legislative Assembly (MLA) – Sudhir Singla
Parshad / Councillor – Ravinder Yadav
Households Surveyed- 55

Table 2. Total No of Children by Age, Schooling, ID Proof and Ability		
	Male	Female
Total no. of children between 6-14 years	98	
Total no. of out of school children identified	78	
OOSC Identified (6 – 14 years)	49	29
OOSC, Never Enrolled (6 – 14 years)	12	6
Total Dropout Children (6 – 14 years)	37	23
Dropped out from Govt. Schools (6 – 14 years)	14	12
Dropped out from Private Schools (6 – 14 years)	17	8
Dropped out from other Institutions (NGOs/AWCs) (6 – 14 years)	6	3
Number of OOSC with Special Needs	2	1
% of children not possessing Special Needs certificate	100%	100%
No. of OOSC (6-14 years) do not hold any ID Proof	10	5

Table 3. Reasons for never been to school and dropout		
REASONS	Never Enrolled	Dropped out
Schools Shut Down due to COVID 19	2	3
Unable to access online classes due to COVID 19	0	0
Help Required at Home	0	1
Financial Issues	0	0
Accessibility to schools	0	0
Special Needs of Child	1	0
Inability to continue education during COVID 19	0	49
Inability to continue education in NGO, AWC, other institutes	0	0
Migration	0	9
Economic Status of the Family	0	0
Others	15	8

Table 4. OOSC and Work Status			
	Working Outside		Supporting in Household work
Gender	Paid	Unpaid	Household Chores and Sibling care
Male	0	0	0
Female	1	0	0

Community Report Card: Om Nagar

Table 1. Overview
Ward Number (Surveyed/ No of families)- 20(7)
Member of Parliament (MP)- Rao Inderjeet Singh
Member of Legislative Assembly (MLA) – Sudhir Singla
Parshad / Councillor – Kapil Dua
Households Surveyed- 7

Table 2. Total No of Children by Age, Schooling, ID Proof and Ability		
	Male	Female
Total no. of children between 6-14 years	11	
Total no. of out of school children identified	8	
OOSC Identified (6 – 14 years)	3	5
OOSC, Never Enrolled (6 – 14 years)	0	1
Total Dropout Children (6 – 14 years)	3	4
Dropped out from Govt. Schools (6 – 14 years)	0	1
Dropped out from Private Schools (6 – 14 years)	2	3
Dropped out from other Institutions (NGOs/AWCs) (6 – 14 years)	1	0
Number of OOSC with Special Needs	0	0
% of children not possessing Special Needs certificate	0.00%	0.00%
No. of OOSC (6-14 years) do not hold any ID Proof	2	3

Table 3. Reasons for never been to school and dropout		
REASONS	Never Enrolled	Dropped out
Schools Shut Down due to COVID 19	0	0
Unable to access online classes due to COVID 19	0	3
Help Required at Home	1	0
Financial Issues	0	0
Accessibility to schools	0	0
Special Needs of Child	0	0
Inability to continue education during COVID 19	0	6
Inability to continue education in NGO, AWC, other institutes	0	1
Migration	0	1
Economic Status of the Family	1	6
Others	0	0

Table 4. OOSC and Work Status			
	Working Outside		Supporting in Household work
Gender	Paid	Unpaid	Household Chores and Sibling care
Male	0	0	0
Female	0	0	0

Community Report Card: Palam Vihar

Table 1. Overview

Ward Number (Surveyed/ No of families)- 1(80)
Member of Parliament (MP)- Rao Inderjeet Singh
Member of Legislative Assembly (MLA) – Rakesh Daultabad
Parshad / Councillor – Mithilesh Barwal
Households Surveyed- 80

Table 2. Total No of Children by Age, Schooling, ID Proof and Ability

	Male	Female
Total no. of children between 6-14 years	152	
Total no. of out of school children identified	145	
OOSC Identified (6 – 14 years)	82	63
OOSC, Never Enrolled (6 – 14 years)	21	16
Total Dropout Children (6 – 14 years)	61	47
Dropped out from Govt. Schools (6 – 14 years)	10	8
Dropped out from Private Schools (6 – 14 years)	31	29
Dropped out from other Institutions (NGOs/AWCs) (6 – 14 years)	19	10
Number of OOSC with Special Needs	0	0
% of children not possessing Special Needs certificate	0%	0%
No. of OOSC (6-14 years) do not hold any ID Proof	20	16

Table 3. Reasons for never been to school and dropout

REASONS	Never Enrolled	Dropped out
Schools Shut Down due to COVID 19	0	2
Unable to access online classes due to COVID 19	0	2
Help Required at Home	0	0
Financial Issues	0	0
Accessibility to schools	0	2
Special Needs of Child	0	0
Inability to continue education during COVID 19	0	78
Inability to continue education in NGO, AWC, other institutes	0	2
Migration	1	8
Economic Status of the Family	0	0
Others	22	38

Table 4. OOSC and Work Status

	Working Outside		Supporting in Household work
Gender	Paid	Unpaid	Household Chores and Sibling care
Male	0	1	1
Female	2	1	1

Community Report Card: Panchavali

Table 1. Overview
Ward Number (Surveyed/ No of families)- 1(5), 3(15), 11(6)
Member of Parliament (MP)- Rao Inderjeet Singh
Member of Legislative Assembly (MLA) – Rakesh Daultabad
Parshad / Councillor – Yogendra Leela
Households Surveyed- 26

Table 2. Total No of Children by Age, Schooling, ID Proof and Ability		
	Male	Female
Total no. of children between 6-14 years	39	
Total no. of out of school children identified	35	
OOSC Identified (6 – 14 years)	19	16
OOSC, Never Enrolled (6 – 14 years)	8	5
Total Dropout Children (6 – 14 years)	11	11
Dropped out from Govt. Schools (6 – 14 years)	1	4
Dropped out from Private Schools (6 – 14 years)	1	1
Dropped out from other Institutions (NGOs/AWCs) (6 – 14 years)	9	6
Number of OOSC with Special Needs	1	0
% of children not possessing Special Needs certificate	100.00%	0.00%
No. of OOSC (6-14 years) do not hold any ID Proof	11	8

Table 3. Reasons for never been to school and dropout		
REASONS	Never Enrolled	Dropped out
Schools Shut Down due to COVID 19	2	0
Unable to access online classes due to COVID 19	0	0
Help Required at Home	0	0
Financial Issues	0	1
Accessibility to schools	0	0
Special Needs of Child	0	0
Inability to continue education during COVID 19	0	7
Inability to continue education in NGO, AWC, other institutes	0	0
Migration	2	10
Economic Status of the Family	0	2
Others	11	14

Table 4. OOSC and Work Status			
	Working Outside		Supporting in Household work
	Paid	Unpaid	Household Chores and Sibling care
Male	0	0	0
Female	0	0	0

Community Report Card: Rajendra Park

Table 1. Overview
Ward Number (Surveyed/ No of families)- 7(4), 11(193), 12(1), 30(1), 31(5)
Member of Parliament (MP)- Rao Inderjeet Singh
Member of Legislative Assembly (MLA) – Sudhir Singla
Parshad / Councillor – Yogendra Sarwan
Households Surveyed- 204

Table 2. Total No of Children by Age, Schooling, ID Proof and Ability		
	Male	Female
Total no. of children between 6-14 years	353	
Total no. of out of school children identified	320	
OOSC Identified (6 – 14 years)	181	139
OOSC, Never Enrolled (6 – 14 years)	21	17
Total Dropout Children (6 – 14 years)	160	121
Dropped out from Govt. Schools (6 – 14 years)	19	17
Dropped out from Private Schools (6 – 14 years)	112	87
Dropped out from other Institutions (NGOs/AWCs) (6 – 14 years)	29	17
Number of OOSC with Special Needs	1	0
% of children not possessing Special Needs certificate	100.00%	0.00%
No. of OOSC (6-14 years) do not hold any ID Proof	109	85

Table 3. Reasons for never been to school and dropout		
REASONS	Never Enrolled	Dropped out
Schools Shut Down due to COVID 19	0	3
Unable to access online classes due to COVID 19	0	3
Help Required at Home	0	2
Financial Issues	0	0
Accessibility to schools	1	0
Special Needs of Child	0	0
Inability to continue education during COVID 19	0	235
Inability to continue education in NGO, AWC, other institutes	1	17
Migration	18	19
Economic Status of the Family	17	34
Others	22	43

Table 4. OOSC and Work Status			
	Working Outside		Supporting in Household work
Gender	Paid	Unpaid	Household Chores and Sibling care
Male	1	0	1
Female	1	0	0

Community Report Card: Rajiv Nagar

Table 1. Overview
Ward Number (Surveyed/ No of families)- 4(1), 6(92), 7(33)
Member of Parliament (MP)- Rao Inderjeet Singh
Member of Legislative Assembly (MLA) – Sudhir Singla
Parshad / Councillor – Madhu Azad
Households Surveyed- 126

Table 2. Total No of Children by Age, Schooling, ID Proof and Ability		
	Male	Female
Total no. of children between 6-14 years	218	
Total no. of out of school children identified	207	
OOSC Identified (6 – 14 years)	106	101
OOSC, Never Enrolled (6 – 14 years)	10	15
Total Dropout Children (6 – 14 years)	96	86
Dropped out from Govt. Schools (6 – 14 years)	13	15
Dropped out from Private Schools (6 – 14 years)	79	68
Dropped out from other Institutions (NGOs/AWCs) (6 – 14 years)	4	3
Number of OOSC with Special Needs	0	0
% of children not possessing Special Needs certificate	NA	NA
No. of OOSC (6-14 years) do not hold any ID Proof	24	26

Table 3. Reasons for never been to school and dropout		
REASONS	Never Enrolled	Dropped out
Schools Shut Down due to COVID 19	3	16
Unable to access online classes due to COVID 19	0	66
Help Required at Home	0	5
Financial Issues	0	1
Accessibility to schools	0	0
Special Needs of Child	0	0
Inability to continue education during COVID 19	0	174
Inability to continue education in NGO, AWC, other institutes	0	0
Migration	0	3
Economic Status of the Family	6	19
Others	18	47

Table 4. OOSC and Work Status			
	Working Outside		Supporting in Household work
Gender	Paid	Unpaid	Household Chores and Sibling care
Male	0	0	0
Female	0	1	1

Community Report Card: Rajiv Sohna Road

Table 1. Overview
Ward Number (Surveyed/ No of families)- 3(14), 17(1), 26(106)
Member of Parliament (MP)- Rao Inderjeet Singh
Member of Legislative Assembly (MLA) – Sudhir Singla
Parshad / Councillor – --
Households Surveyed- 121

Table 2. Total No of Children by Age, Schooling, ID Proof and Ability		
	Male	Female
Total no. of children between 6-14 years	186	
Total no. of out of school children identified	161	
OOSC Identified (6 – 14 years)	89	72
OOSC, Never Enrolled (6 – 14 years)	24	19
Total Dropout Children (6 – 14 years)	65	53
Dropped out from Govt. Schools (6 – 14 years)	42	41
Dropped out from Private Schools (6 – 14 years)	21	12
Dropped out from other Institutions (NGOs/AWCs) (6 – 14 years)	2	0
Number of OOSC with Special Needs	0	0
% of children not possessing Special Needs certificate	NA	NA
No. of OOSC (6-14 years) do not hold any ID Proof	28	29

Table 3. Reasons for never been to school and dropout		
REASONS	Never Enrolled	Dropped out
Schools Shut Down due to COVID 19	7	70
Unable to access online classes due to COVID 19	0	52
Help Required at Home	0	11
Financial Issues	4	0
Accessibility to schools	0	0
Special Needs of Child	0	0
Inability to continue education during COVID 19	0	116
Inability to continue education in NGO, AWC, other institutes	0	2
Migration	32	36
Economic Status of the Family	30	36
Others	8	5

Table 4. OOSC and Work Status			
	Working Outside		Supporting in Household work
Gender	Paid	Unpaid	Household Chores and Sibling care
Male	0	0	0
Female	0	0	0

Community Report Card: Ram Vihar

Table 1. Overview
Ward Number (Surveyed/ No of families)- 12(78)
Member of Parliament (MP)- Rao Inderjeet Singh
Member of Legislative Assembly (MLA) – Sudhir Singla
Parshad / Councillor – Naveen Dhayia
Households Surveyed- 78

Table 2. Total No of Children by Age, Schooling, ID Proof and Ability		
	Male	Female
Total no. of children between 6-14 years	144	
Total no. of out of school children identified	132	
OOSC Identified (6 – 14 years)	73	59
OOSC, Never Enrolled (6 – 14 years)	11	20
Total Dropout Children (6 – 14 years)	62	39
Dropped out from Govt. Schools (6 – 14 years)	4	4
Dropped out from Private Schools (6 – 14 years)	30	17
Dropped out from other Institutions (NGOs/AWCs) (6 – 14 years)	28	18
Number of OOSC with Special Needs	1	1
% of children not possessing Special Needs certificate	100%	100%
No. of OOSC (6-14 years) do not hold any ID Proof	31	37

Table 3. Reasons for never been to school and dropout		
REASONS	Never Enrolled	Dropped out
Schools Shut Down due to COVID 19	0	25
Unable to access online classes due to COVID 19	0	6
Help Required at Home	5	0
Financial Issues	0	3
Accessibility to schools	0	0
Special Needs of Child	2	0
Inability to continue education during COVID 19	0	55
Inability to continue education in NGO, AWC, other institutes	0	28
Migration	12	24
Economic Status of the Family	10	10
Others	7	6

Table 4. OOSC and Work Status			
	Working Outside		Supporting in Household work
	Paid	Unpaid	Household Chores and Sibling care
Male	1	1	0
Female	0	0	0

Community Report Card: Ravi Nagar

Table 1. Overview
Ward Number (Surveyed/ No of families)- 21(82)
Member of Parliament (MP)- Rao Inderjeet Singh
Member of Legislative Assembly (MLA) – Sudhir Singla
Parshad / Councillor – Dharambir
Households Surveyed- 82

Table 2. Total No of Children by Age, Schooling, ID Proof and Ability		
	Male	Female
Total no. of children between 6-14 years	154	
Total no. of out of school children identified	142	
OOSC Identified (6 – 14 years)	85	57
OOSC, Never Enrolled (6 – 14 years)	11	6
Total Dropout Children (6 – 14 years)	74	51
Dropped out from Govt. Schools (6 – 14 years)	25	8
Dropped out from Private Schools (6 – 14 years)	44	41
Dropped out from other Institutions (NGOs/AWCs) (6 – 14 years)	5	2
Number of OOSC with Special Needs	2	0
% of children not possessing Special Needs certificate	100%	0%
No. of OOSC (6-14 years) do not hold any ID Proof	34	20

Table 3. Reasons for never been to school and dropout		
REASONS	Never Enrolled	Dropped out
Schools Shut Down due to COVID 19	10	49
Unable to access online classes due to COVID 19	0	0
Help Required at Home	1	0
Financial Issues	0	0
Accessibility to schools	1	0
Special Needs of Child	0	1
Inability to continue education during COVID 19	0	118
Inability to continue education in NGO, AWC, other institutes	0	3
Migration	0	6
Economic Status of the Family	2	24
Others	12	12

Table 4. OOSC and Work Status			
	Working Outside		Supporting in Household work
Gender	Paid	Unpaid	Household Chores and Sibling care
Male	0	0	0
Female	0	0	1

Community Report Card: Sanjay Colony

Table 1. Overview

Ward Number (Surveyed/ No of families)- 15(3)
Member of Parliament (MP)- Rao Inderjeet Singh
Member of Legislative Assembly (MLA) – Sudhir Singla
Parshad / Councillor – Anoop Sukhrali
Households Surveyed- 3

Table 2. Total No of Children by Age, Schooling, ID Proof and Ability

	Male	Female
Total no. of children between 6-14 years	8	
Total no. of out of school children identified	8	
OOSC Identified (6 – 14 years)	4	4
OOSC, Never Enrolled (6 – 14 years)	0	1
Total Dropout Children (6 – 14 years)	4	3
Dropped out from Govt. Schools (6 – 14 years)	3	2
Dropped out from Private Schools (6 – 14 years)	0	0
Dropped out from other Institutions (NGOs/AWCs) (6 – 14 years)	1	1
Number of OOSC with Special Needs	0	0
% of children not possessing Special Needs certificate	0.00%	0.00%
No. of OOSC (6-14 years) do not hold any ID Proof	4	2

Table 3. Reasons for never been to school and dropout

REASONS	Never Enrolled	Dropped out
Schools Shut Down due to COVID 19	0	4
Unable to access online classes due to COVID 19	0	0
Help Required at Home	0	0
Financial Issues	0	0
Accessibility to schools	0	0
Special Needs of Child	0	0
Inability to continue education during COVID 19	0	5
Inability to continue education in NGO, AWC, other institutes	0	2
Migration	0	1
Economic Status of the Family	1	0
Others	0	2

Table 4. OOSC and Work Status

	Working Outside		Supporting in Household work	
	Paid	Unpaid	Household Chores and Sibling care	
Male	0	0	0	
Female	0	0	0	

Community Report Card: Saraswati Enclave

Table 1. Overview
Ward Number (Surveyed/ No of families)- 12(175)
Member of Parliament (MP)- Rao Inderjeet Singh
Member of Legislative Assembly (MLA) – Sudhir Singla
Parshad / Councillor – Bhram Yadav
Households Surveyed- 175

Table 2. Total No of Children by Age, Schooling, ID Proof and Ability		
	Male	Female
Total no. of children between 6-14 years	288	
Total no. of out of school children identified	277	
OOSC Identified (6 – 14 years)	147	130
OOSC, Never Enrolled (6 – 14 years)	4	11
Total Dropout Children (6 – 14 years)	143	119
Dropped out from Govt. Schools (6 – 14 years)	45	38
Dropped out from Private Schools (6 – 14 years)	66	53
Dropped out from other Institutions (NGOs/AWCs) (6 – 14 years)	32	28
Number of OOSC with Special Needs	1	1
% of children not possessing Special Needs certificate	100%	100%
No. of OOSC (6-14 years) do not hold any ID Proof	93	87

Table 3. Reasons for never been to school and dropout		
REASONS	Never Enrolled	Dropped out
Schools Shut Down due to COVID 19	3	142
Unable to access online classes due to COVID 19	0	0
Help Required at Home	0	0
Financial Issues	0	0
Accessibility to schools	0	0
Special Needs of Child	1	0
Inability to continue education during COVID 19	0	202
Inability to continue education in NGO, AWC, other institutes	0	6
Migration	2	0
Economic Status of the Family	4	3
Others	8	17

Table 4. OOSC and Work Status			
	Working Outside		Supporting in Household work
Gender	Paid	Unpaid	Household Chores and Sibling care
Male	0	1	0
Female	0	0	0

Community Report Card: Sector 9

Table 1. Overview
Ward Number (Surveyed/ No of families)- 14(2)
Member of Parliament (MP)- Rao Inderjeet Singh
Member of Legislative Assembly (MLA) – Sudhir Singla
Parshad / Councillor – Sanjay Pradhan
Households Surveyed- 2

Table 2. Total No of Children by Age, Schooling, ID Proof and Ability		
	Male	Female
Total no. of children between 6-14 years	4	
Total no. of out of school children identified	3	
OOSC Identified (6 – 14 years)	3	0
OOSC, Never Enrolled (6 – 14 years)	2	0
Total Dropout Children (6 – 14 years)	1	0
Dropped out from Govt. Schools (6 – 14 years)	0	0
Dropped out from Private Schools (6 – 14 years)	0	0
Dropped out from other Institutions (NGOs/AWCs) (6 – 14 years)	1	0
Number of OOSC with Special Needs	0	0
% of children not possessing Special Needs certificate	0.00%	0.00%
No. of OOSC (6-14 years) do not hold any ID Proof	0	0

Table 3. Reasons for never been to school and dropout		
REASONS	Never Enrolled	Dropped out
Schools Shut Down due to COVID 19	0	0
Unable to access online classes due to COVID 19	0	0
Help Required at Home	0	0
Financial Issues	0	0
Accessibility to schools	0	0
Special Needs of Child	0	0
Inability to continue education during COVID 19	0	0
Inability to continue education in NGO, AWC, other institutes	0	0
Migration	2	1
Economic Status of the Family	2	1
Others	0	1

Table 4. OOSC and Work Status			
	Working Outside		Supporting in Household work
Gender	Paid	Unpaid	Household Chores and Sibling care
Male	0	0	0
Female	0	0	0

Community Report Card: Sector 12A

Table 1. Overview
Ward Number (Surveyed/ No of families)- 6(21)
Member of Parliament (MP)- Rao Inderjeet Singh
Member of Legislative Assembly (MLA) – Sudhir Singla
Parshad / Councillor – Anoop Sukhrali
Households Surveyed- 21

Table 2. Total No of Children by Age, Schooling, ID Proof and Ability		
	Male	Female
Total no. of children between 6-14 years	48	
Total no. of out of school children identified	46	
OOSC Identified (6 – 14 years)	21	25
OOSC, Never Enrolled (6 – 14 years)	12	15
Total Dropout Children (6 – 14 years)	9	10
Dropped out from Govt. Schools (6 – 14 years)	3	4
Dropped out from Private Schools (6 – 14 years)	0	0
Dropped out from other Institutions (NGOs/AWCs) (6 – 14 years)	6	6
Number of OOSC with Special Needs	0	1
% of children not possessing Special Needs certificate	0.00%	100.00%
No. of OOSC (6-14 years) do not hold any ID Proof	16	17

Table 3. Reasons for never been to school and dropout		
REASONS	Never Enrolled	Dropped out
Schools Shut Down due to COVID 19	0	1
Unable to access online classes due to COVID 19	0	2
Help Required at Home	28	1
Financial Issues	0	0
Accessibility to schools	2	2
Special Needs of Child	0	0
Inability to continue education during COVID 19	0	7
Inability to continue education in NGO, AWC, other institutes	0	11
Migration	19	8
Economic Status of the Family	27	15
Others	1	4

Table 4. OOSC and Work Status			
	Working Outside		Supporting in Household work
Gender	Paid	Unpaid	Household Chores and Sibling care
Male	0	3	0
Female	0	4	0

Community Report Card: Sector 14

Table 1. Overview
Ward Number (Surveyed/ No of families)- 6(11)
Member of Parliament (MP)- Rao Inderjeet Singh
Member of Legislative Assembly (MLA) – Sudhir Singla
Parshad / Councillor – Anoop Sukhrali
Households Surveyed- 11

Table 2. Total No of Children by Age, Schooling, ID Proof and Ability		
	Male	Female
Total no. of children between 6-14 years	24	
Total no. of out of school children identified	24	
OOSC Identified (6 – 14 years)	9	15
OOSC, Never Enrolled (6 – 14 years)	6	13
Total Dropout Children (6 – 14 years)	3	2
Dropped out from Govt. Schools (6 – 14 years)	2	2
Dropped out from Private Schools (6 – 14 years)	0	0
Dropped out from other Institutions (NGOs/AWCs) (6 – 14 years)	1	0
Number of OOSC with Special Needs	0	0
% of children not possessing Special Needs certificate	0.00%	0.00%
No. of OOSC (6-14 years) do not hold any ID Proof	5	9

Table 3. Reasons for never been to school and dropout		
REASONS	Never Enrolled	Dropped out
Schools Shut Down due to COVID 19	0	0
Unable to access online classes due to COVID 19	0	3
Help Required at Home	5	2
Financial Issues	0	0
Accessibility to schools	0	0
Special Needs of Child	1	0
Inability to continue education during COVID 19	0	4
Inability to continue education in NGO, AWC, other institutes	0	0
Migration	0	0
Economic Status of the Family	18	5
Others	0	1

Table 4. OOSC and Work Status			
	Working Outside		Supporting in Household work
Gender	Paid	Unpaid	Household Chores and Sibling care
Male	0	1	0
Female	0	0	0

Community Report Card: Shivaji Nagar

Table 1. Overview	
Ward Number (Surveyed/ No of families)- 20(19)	
Member of Parliament (MP)- Rao Inderjeet Singh	
Member of Legislative Assembly (MLA) – Sudhir Singla	
Parshad / Councillor – Kapil Dua	
Households Surveyed- 19	

Table 2. Total No of Children by Age, Schooling, ID Proof and Ability		
	Male	Female
Total no. of children between 6-14 years	40	
Total no. of out of school children identified	39	
OOSC Identified (6 – 14 years)	22	17
OOSC, Never Enrolled (6 – 14 years)	3	2
Total Dropout Children (6 – 14 years)	19	15
Dropped out from Govt. Schools (6 – 14 years)	18	14
Dropped out from Private Schools (6 – 14 years)	0	1
Dropped out from other Institutions (NGOs/AWCs) (6 – 14 years)	1	0
Number of OOSC with Special Needs	2	0
% of children not possessing Special Needs certificate	100.00%	0.00%
No. of OOSC (6-14 years) do not hold any ID Proof	5	6

Table 3. Reasons for never been to school and dropout		
REASONS	Never Enrolled	Dropped out
Schools Shut Down due to COVID 19	0	0
Unable to access online classes due to COVID 19	1	30
Help Required at Home	1	1
Financial Issues	0	0
Accessibility to schools	0	0
Special Needs of Child	0	0
Inability to continue education during COVID 19	0	33
Inability to continue education in NGO, AWC, other institutes	0	0
Migration	0	0
Economic Status of the Family	5	33
Others	0	1

Table 4. OOSC and Work Status			
	Working Outside		Supporting in Household work
Gender	Paid	Unpaid	Household Chores and Sibling care
Male	0	12	0
Female	0	13	0

Community Report Card: Sukhrali

Table 1. Overview
Ward Number (Surveyed/ No of families)- 6(267)
Member of Parliament (MP)- Rao Inderjeet Singh
Member of Legislative Assembly (MLA) – Sudhir Singla
Parshad / Councillor – Anoop Sukhrali
Households Surveyed- 267

Table 2. Total No of Children by Age, Schooling, ID Proof and Ability		
	Male	Female
Total no. of children between 6-14 years	541	
Total no. of out of school children identified	477	
OOSC Identified (6 – 14 years)	262	215
OOSC, Never Enrolled (6 – 14 years)	43	45
Total Dropout Children (6 – 14 years)	214	167
Dropped out from Govt. Schools (6 – 14 years)	75	64
Dropped out from Private Schools (6 – 14 years)	116	82
Dropped out from other Institutions (NGOs/AWCs) (6 – 14 years)	23	21
Number of OOSC with Special Needs	2	1
% of children not possessing Special Needs certificate	50.00%	100.00%
No. of OOSC (6-14 years) do not hold any ID Proof	138	106

Table 3. Reasons for never been to school and dropout		
REASONS	Never Enrolled	Dropped out
Schools Shut Down due to COVID 19	0	132
Unable to access online classes due to COVID 19	0	144
Help Required at Home	23	20
Financial Issues	0	3
Accessibility to schools	14	28
Special Needs of Child	3	0
Inability to continue education during COVID 19	0	337
Inability to continue education in NGO, AWC, other institutes	1	27
Migration	17	52
Economic Status of the Family	63	208
Others	21	32

Table 4. OOSC and Work Status			
	Working Outside		Supporting in Household work
Gender	Paid	Unpaid	Household Chores and Sibling care
Male	0	5	6
Female	0	3	12

Community Report Card: Surat Nagar

Table 1. Overview
Ward Number (Surveyed/ No of families)- 6(267)
Member of Parliament (MP)- Rao Inderjeet Singh
Member of Legislative Assembly (MLA) – Sudhir Singla
Parshad / Councillor – Yogendra Sarwan
Households Surveyed- 132

Table 2. Total No of Children by Age, Schooling, ID Proof and Ability		
	Male	Female
Total no. of children between 6-14 years	231	
Total no. of out of school children identified	214	
OOSC Identified (6 – 14 years)	115	99
OOSC, Never Enrolled (6 – 14 years)	27	21
Total Dropout Children (6 – 14 years)	81	76
Dropped out from Govt. Schools (6 – 14 years)	15	22
Dropped out from Private Schools (6 – 14 years)	29	17
Dropped out from other Institutions (NGOs/AWCs) (6 – 14 years)	37	37
Number of OOSC with Special Needs	0	0
% of children not possessing Special Needs certificate	0.00%	0.00%
No. of OOSC (6-14 years) do not hold any ID Proof	69	70

Table 3. Reasons for never been to school and dropout		
REASONS	Never Enrolled	Dropped out
Schools Shut Down due to COVID 19	0	5
Unable to access online classes due to COVID 19	0	0
Help Required at Home	3	0
Financial Issues	0	0
Accessibility to schools	0	0
Special Needs of Child	0	0
Inability to continue education during COVID 19	0	83
Inability to continue education in NGO, AWC, other institutes	1	65
Migration	29	27
Economic Status of the Family	31	24
Others	14	3

Table 4. OOSC and Work Status			
	Working Outside		Supporting in Household work
Gender	Paid	Unpaid	Household Chores and Sibling care
Male	0	7	0
Female	0	4	0

Community Report Card: Surat Nagar Phase 2

Table 1. Overview
Ward Number (Surveyed/ No of families)- 12(257)
Member of Parliament (MP)- Rao Inderjeet Singh
Member of Legislative Assembly (MLA) – Sudhir Singla
Parshad / Councillor – Naveen Dhayia
Households Surveyed- 257

Table 2. Total No of Children by Age, Schooling, ID Proof and Ability		
	Male	Female
Total no. of children between 6-14 years	475	
Total no. of out of school children identified	418	
OOSC Identified (6 – 14 years)	228	190
OOSC, Never Enrolled (6 – 14 years)	26	34
Total Dropout Children (6 – 14 years)	202	156
Dropped out from Govt. Schools (6 – 14 years)	46	27
Dropped out from Private Schools (6 – 14 years)	121	85
Dropped out from other Institutions (NGOs/AWCs) (6 – 14 years)	35	44
Number of OOSC with Special Needs	4	0
% of children not possessing Special Needs certificate	75%	0%
No. of OOSC (6-14 years) do not hold any ID Proof	92	87

Table 3. Reasons for never been to school and dropout		
REASONS	Never Enrolled	Dropped out
Schools Shut Down due to COVID 19	0	18
Unable to access online classes due to COVID 19	0	1
Help Required at Home	11	2
Financial Issues	1	0
Accessibility to schools	1	0
Special Needs of Child	3	0
Inability to continue education during COVID 19	0	279
Inability to continue education in NGO, AWC, other institutes	0	40
Migration	24	48
Economic Status of the Family	26	63
Others	28	18

Table 4. OOSC and Work Status			
	Working Outside		Supporting in Household work
Gender	Paid	Unpaid	Household Chores and Sibling care
Male	0	0	2
Female	1	0	2

Community Report Card: Surya Vihar

Table 1. Overview
Ward Number (Surveyed/ No of families)- 12(91)
Member of Parliament (MP)- Rao Inderjeet Singh
Member of Legislative Assembly (MLA) – Sudhir Singla
Parshad / Councillor – Naveen Dhayia
Households Surveyed- 91

Table 2. Total No of Children by Age, Schooling, ID Proof and Ability		
	Male	Female
Total no. of children between 6-14 years	150	
Total no. of out of school children identified	138	
OOSC Identified (6 – 14 years)	67	71
OOSC, Never Enrolled (6 – 14 years)	23	30
Total Dropout Children (6 – 14 years)	44	41
Dropped out from Govt. Schools (6 – 14 years)	15	12
Dropped out from Private Schools (6 – 14 years)	20	15
Dropped out from other Institutions (NGOs/AWCs) (6 – 14 years)	9	14
Number of OOSC with Special Needs	1	1
% of children not possessing Special Needs certificate	100%	100%
No. of OOSC (6-14 years) do not hold any ID Proof	33	23

Table 3. Reasons for never been to school and dropout		
REASONS	Never Enrolled	Dropped out
Schools Shut Down due to COVID 19	0	0
Unable to access online classes due to COVID 19	0	3
Help Required at Home	0	0
Financial Issues	0	3
Accessibility to schools	1	0
Special Needs of Child	1	0
Inability to continue education during COVID 19	0	62
Inability to continue education in NGO, AWC, other institutes	0	13
Migration	5	10
Economic Status of the Family	12	7
Others	5	5

Table 4. OOSC and Work Status			
	Working Outside		Supporting in Household work
Gender	Paid	Unpaid	Household Chores and Sibling care
Male	0	0	0
Female	0	0	0

Community Report Card: Tekchand Nagar

Table 1. Overview
Ward Number (Surveyed/ No of families)- 12(87)
Member of Parliament (MP)- Rao Inderjeet Singh
Member of Legislative Assembly (MLA) – Sudhir Singla
Parshad / Councillor – Naveen Dhayia
Households Surveyed- 87

Table 2. Total No of Children by Age, Schooling, ID Proof and Ability		
	Male	Female
Total no. of children between 6-14 years	168	
Total no. of out of school children identified	134	
OOSC Identified (6 – 14 years)	65	69
OOSC, Never Enrolled (6 – 14 years)	16	17
Total Dropout Children (6 – 14 years)	49	52
Dropped out from Govt. Schools (6 – 14 years)	12	16
Dropped out from Private Schools (6 – 14 years)	16	8
Dropped out from other Institutions (NGOs/AWCs) (6 – 14 years)	21	28
Number of OOSC with Special Needs	1	0
% of children not possessing Special Needs certificate	100%	0%
No. of OOSC (6-14 years) do not hold any ID Proof	50	52

Table 3. Reasons for never been to school and dropout		
REASONS	Never Enrolled	Dropped out
Schools Shut Down due to COVID 19	0	2
Unable to access online classes due to COVID 19	0	0
Help Required at Home	0	0
Financial Issues	2	0
Accessibility to schools	0	0
Special Needs of Child	1	0
Inability to continue education during COVID 19	0	51
Inability to continue education in NGO, AWC, other institutes	0	46
Migration	17	4
Economic Status of the Family	18	4
Others	1	1

Table 4. OOSC and Work Status			
	Working Outside		Supporting in Household work
Gender	Paid	Unpaid	Household Chores and Sibling care
Male	7	1	0
Female	5	0	0